



The Burl



A monthly newsletter for the
Willamette Valley Woodturners
e-mail: wwwturners@gmail.com

We are also on Facebook

Member chapter

Volume 21, Issue 10

A non-profit/501(c)(3) corporation

October, 2017

Next Meeting
Thursday October 12, 2017 6:30 pm



2615 Portland Rd, NE. Salem, OR 97303

LET THE CHIPS FLY

It is that time of year when our club looks deep into the membership to seek out leadership for the coming year. Before our October meeting please take time to reflect on the past year. Think about what you liked and what you like to have seen done differently. Are the changes you would like to see changes you would be willing to help make?

October is the time to nominate our officers so that we can vote in November and have a functioning board in place by the start of the new year.

We are rapidly approaching our November auction. If you know what you are bringing to the auction please do one of three things.

- 1) E-mail me a quality picture
- 2) Post a picture on the club Facebook page
- 3) Bring the item to the October meeting so we can photograph it for publicity.

This year we are looking to have a two pronged approach to our auction with both Silent and Live auctions. This will ensure we have enough time to get through everything and still have a great evening. It is time to think outside the box of traditional woodturning and bring other items for the silent auction. Again please let us know as soon as possible what you plan to bring .

Darcy Tataryn
Club President

Club Meeting Minutes September 14, 2017

- Terry lead the members in the Pledge of Allegiance
- Three new visitors introduced: Steve Ewerd from McMinnville, Bill Ogilvie from Salem and Sean Henthorn from Salem.
- It was announced that Oregon Woodturning Symposium (Oregon Association of Woodturners) awarded The WVW club \$1,000 in support of those members who volunteered their time to making the symposium a success.
- It was announced that our club member, Todd Halleman, went through his recent surgery very well. Todd was the young man who demonstrated at our August club meeting turning a Natural Edge Maple Burl Platter.
- DEMONSTRATION: Nick Stagg turned a BEDSIDE TABLE LAMP from ash. Nick used a long Peter Child Spoon Bit to drill the center hole during the demonstration and can be seen at www.PeterChild.co.uk/Info1. Nick used an 8" X 3" Ash bowl blank for the base. He reminded observers to cup out the bottom of the base to allow for a knot to be tied in the electrical cord.
- The meeting was closed with the raffle drawings.

Submitted: Ron Freshour, Secretary

P.S. If any of the State Fair volunteers is missing an Apprentice® Safety Drive Center No. 2MT check with Ron at the registration desk during the next club meeting.

Upcoming Events

October 12 - Demonstrator: Hal Schalles - Segmented work

November 9 - Auction

December 9 - Demonstrator: Keith Gotschall - TBD

December 11 -? - Workshop

Treasurer's Report (9/9-10/6)

By Henrik Åberg, Treasurer

Beginning Balance \$10,568.87

Income

CA sales/Raffle \$252.00

Total Income \$252.00

Ending Balance \$10,588.12

Expenses

CBN Wheel Purchase \$182.75

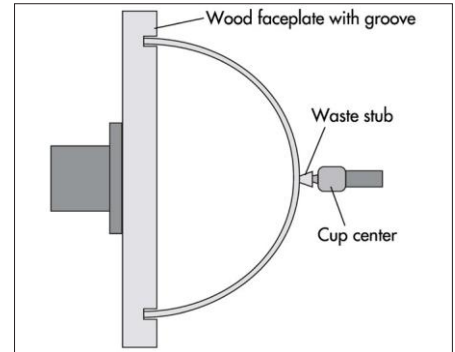
State Registration Renewal \$50.00

Total Expenses \$232.75



The Jam Chuck

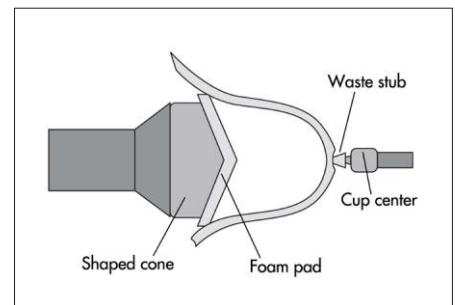
This is the simplest device for reverse chucking: it is a wooden disk with a groove turned into it to match the diameter of the bowl. The bowl is reversed onto the disk and held in the groove by a snug fit, the groove serving also to center the bowl. The tailstock is brought up to help keep the piece in place. At low revolutions and with light cuts, the foot is shaped, leaving a small stub at the tailstock point. (See Figure 1.) This stub will finally be chiseled off and the spot sanded to blend in.



The wooden disk can be held via faceplate or screw chuck. It can be any material – plywood is just fine. One jam chuck disk is used per bowl, so you end up with a pile of disks on various diameters, but they can be reused with smaller-diameter bowls.

The tailstock support also works for irregular – or natural-edged bowls, when a foam-padded cone is used inside the bowl to jam against . (See Figure 2.) The cone is readily made from scrap wood to match the unique size and shape

of the bowl; at its simplest it is the waste block left behind when the bowl is parted off. This approach is pretty straightforward and works well.



~ Peter M.
Smith

This item has been adapted from the article, "Introduction to Chucking," by Peter M. Smith, which appeared in the June 1995 issue of *American Woodturner*.

Better Success with Jam-Chucking

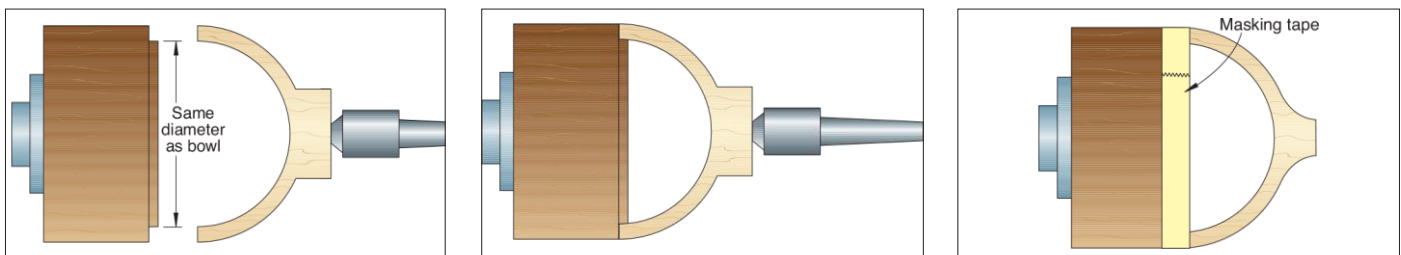
I've helped a few woodworkers who have had problems when turning with a jam chuck. This three-step process might help you be more successful.

Step 1: Turn a jam chuck with a small tenon that fits inside the bowl. Turn the outside diameter of the jam chuck so the diameter matches the outside diameter of the bowl.

Step 2: Fit the bowl over the tenon and apply pressure with the tailstock. For added security and antislip protection, wrap the joint between the bowl and jam chuck with masking tape.

Step 3: With the foot turned, leave the masking tape in place but back off the tailstock. Slow the lathe speed and turn away the nub. When removing the nub, use light cuts that apply pressure toward the center of the form and toward the headstock. Then sand the bottom.

~ Chris Wright



Step 1

Step 2

Step 3

*Woodturning FUNdamentals /
August 2017*

Membership Rewards

Library

A friendly reminder to members with books and/or videos checked out from the library. Please return them at this next meeting.

Wood Gathering

Sign-up sheets will be available to indicate your availability to help with wood gathering. Anyone who learns of a tree or log that is available to the club should notify Jerry Lelack, (503) 510-1577 or Bob Hutchinson, (503) 508-3279. The intent is to gather wood, process it to usable pieces, store it at the home of Terry Gerros, and then make it available to members. Terry can be reached at (503) 580-5013.

From Terry Gerros

I am a distributor for Stick Fast CA glue, Sharpfast Sharpening systems, the Holdfast vacuum chucking system and Saburrtooth Carving bits. If you have an interest in these products, give me a call or send me an [email](#) for details.

Supplies

The club purchases a few supplies in bulk and sells it to members at club cost. We routinely have superglue (\$5), black or brown superglue (\$10) accelerator (\$10) and Anchorseal (\$11/gal). The club has a small supply of half round protractors (\$6) used to measure the angle ground on a tool, and depth gauges (\$5). HSS Round Tool Bits rods (1/4" x 8") are also available (\$3). Bruce Stangeby will have the resale items available at the meetings, except for Anchorseal which is available through [Jeff Zens](#).

Club Member Discounts

- **Craft Supply:** The club's order will be going out on the Monday following our Club Meeting if our order equals or exceeds \$1,000. Craft Supply gives us a 10% discount plus free shipping on all items, and occasional additional discounts on certain other items and quantity purchases. If you order from the sales items, you will receive the club discount in addition to the sale discount, making many items available at very attractive prices. For detailed instruction for ordering see the article in the [November](#) 2015 Burl. Questions? See jeffzens@custombuiltfurniture.com.
- Club members are registered with **Klingspor's Woodworking Shop** at www.woodworkingshop.com or 800-228-0000, they have your name and will give you a 10% discount.
- If you show your club card at checkout time to the cashier at **Woodcraft** in Tigard they will give you a 10% discount (May not apply to some machinery).
- **Exotic Wood** is offering a discount of 15% off any orders placed at: www.exotewoodusa.com. (This includes sale items and free shipping on orders over \$300). Use promo code ewusaAAW
- **Gilmer Wood** now offers our club a 10% discount on purchases made there. If you haven't been to Gilmer's, it is well worth the trip to Portland, if only to make your mouth water and make you cry if you leave empty handed.

Club happenings in our area

(Please visit the club's website listed below for additional information)

Northwest Woodturners (Beaverton, OR)

www.northwestwoodturners.com

Meets 1st Thursday 7:00 PM at the Multnomah Arts Center, 7688 SW Capitol Hwy, Portland

Cascade Woodturners (Portland, OR)

www.cascadewoodturners.com

Meets 3rd Thursday 6:45 PM at Willamette Carpenters Training Center, 4222 NE 158th Ave., Portland

Beaver State Woodturners (Eugene, OR)

www.beaverstatewoodturners.com

Meets 4th Thursday 6:00 PM at the Woodcraft Store, 1052 Green Acres Rd, Eugene

Oregon Coast Woodturners (Newport, OR)

www.oregoncoastwoodturners.com

Meets 3rd Saturday 10:00 AM at Hasting Coastal Woodworks, 3333 SE Ferry Slip Rd, South Beach, OR

Southwest Washington Woodturners (Vancouver, WA)

www.southwestwashingtonwoodturners.com

Meets 4th Wednesday 7:00 PM at Friends of the Carpenter's Center, 1600 West 20th St, Vancouver, WA

The Burl is a monthly newsletter publication of the **Willamette Valley Woodturners.....**

Executive Board

President	Darcy Tataryn
Vice President	Terry Gerros
Secretary	Ron Freshour
Treasurer	Henrik Åberg
Past President	Bob Hutchinson
Board Position 1	Bruce Stangeby
Board Position 2	Kate Selby

Non-Executive Positions

Newsletter Editor	Henrik Åberg
Web Master	Ron Fox
Wood Gathering	Jerry Lelack
Librarian	Jerry Lelack
Coordinators	Myron Yancey (Steam-Up)
	Bob Hutchinson (State Fair)
	Bruce Stangeby (Mentors)

Send dues & other financial matters to:

Henrik Åberg
7231 Bethel Road SE
Salem, OR 97317
henrikeberg@gmail.com

Checks payable to: Willamette Valley Woodturners

Send all other club correspondence to the clubs official address:

Darcy Tataryn
10677 Garma Way SE
Turner, OR 97392 dstataryn@msn.com
Club e-mail: wvturners@gmail.com

Roster Editor	Henrik Åberg
---------------	--------------

Facilities	Paul Hirt
------------	-----------

Calling Tree	Carl Rodney
--------------	-------------

Video	Jeff Zens
	Larry Curry
	Marc Vickery

Craft Supplies Orders	Jeff Zens
--------------------------	-----------

Send changes to roster information (address, e-mail, phone#) to Henrik Åberg (henrikeberg@gmail.com)

Send contributions to the Burl by the end of Wednesday the week prior to our meeting to:
henrikeberg@gmail.com