

# The Burl

A monthly newsletter for the  
**Willamette Valley Woodturners**  
e-mail: [wwtturners@gmail.com](mailto:wwtturners@gmail.com)  
We are also on Facebook



Member chapter

Volume 27, Issue 8

A non-profit/501(c)(3) corporation

August, 2023



**Next Meeting: 6:30-8:30 PM, August 10, 2023  
Salem 50+ Center**

## **July President's Message:**

Hello Willamette Valley Woodturners,

As many of you recently experienced, the Covid bug has not gone away. At our last meeting, someone came in who was highly contagious with the most recent version of the bug. With the meeting on Thursday evening, people who came down with it were not well by Saturday. That's extremely quick.

It was also very virulent and many were quite ill from it. In fact, I was made aware that at least two folks sought help at the hospital.

I was surprised when it was reported that four folks who attended the meeting tested positive. I sent out the membership wide notification and received many responses that others had become ill with either the Covid bug or something just like it. All together I know of at least 15 folks who were infected, some of whom were spouses and related members of a household who did not attend. But not everyone replied so I am sure there are many more.

I was talking to my physician about why some folks might not have any outward signs and part of that might just be timing. If someone has a virulent case and passes it to another, but that person isn't feeling it yet, they may be a carrier who is contagious but not symptomatic, YET...

I asked my physician if there was any way to report this to the CDC as a mass exposure. I was informed they are not taking the info anymore. The very next day I heard on the news that the CDC reported a high increase of admissions to hospitals and other care centers due to Covid 19.

Go figure.

For my own part, I did not get it this time. This was quite lucky for the 35 people I went to a birthday party with on the Saturday after the meeting, especially for our 91 year old grandma. Could have been the end for her. If I had a clue how bad this was, I would have locked myself in a cave.

In checking with my physician, it was recommended that I get an updated booster. This bug will continue to mutate and there is no one vaccine that does it all. Getting a case of it immunizes a person to that particular version but not necessarily subsequent versions. I got boosted. It was easy.

In looking forward, I wish I could say there is a protocol for our club meetings. I certainly do not want us to stop meeting. I certainly don't think we need to go backwards in time and start Zooming all the meetings and everyone start wearing masks.

I do wish I could stop everyone at the door to ask if they are truly feeling OK enough to be in a large group in an enclosed room. Or have they been exposed to someone who is or may be ill.

Since that seems impractical, I will ask people to really make that assessment themselves. Don't come if you are not well. And if you have been around someone who is not well, YOU may be a carrier and contagious. Be aware of who you are around.

What did I learn?

- This Covid thing has not gone away.
- This Covid thing can reappear in its worst form the next time you have a conversation with someone.
- A carrier may not even know they are a carrier.
- Get a current vaccine even if you just got the Covid bug, as soon as the doctor says it's safe to do so.
- And if you have the slightest hint of a bug or are exposed to someone who is, wear a mask to protect

others!

On to more pleasant things.

The **Benton County Fair** was this weekend and all I can say is that Brian Skaar did a super job of getting the Willamette Valley Woodturners represented in a great new venue. I was only there for 5 hours (scheduled for 3, had too much fun, and stayed for more). In that time, I lost count of the tops made to order for the kids, the conversations with potential woodturners, and oldtimers enjoying it in real time. Brian set up a great booth with two lathes and both were running full tilt.

So a BIG Thank You to Brian for setting it up and a Thanks to all the folks who volunteered to be there to DO IT! Great job! I believe we will be doing this venue again.

The next special event **this month** is the **Beginning Woodturning** classes being taught by **Paul Hirt and Terry Gerros**. This is a wonderful opportunity that is free to members. But, you must get signed up. Send a request to the following email: [turner@onegoodturn.us](mailto:turner@onegoodturn.us) It is limited to the first 6 signing up. I'm actually quite sure I should sign up. Have you seen me try to use a skew?

The **dates** are August 19<sup>th</sup> and 20<sup>th</sup> from 9:00am to 2:00pm

The **location** is Terry Gerros' shop at 820 Cordon Rd NE Salem, Oregon 97301.

The more fundamental skills you have, the easier it can be to do the complex work.

The next venue is the **Oregon State Fair**. I checked with Kip, and he says not all slots are full and there is room for more folks to sign up. He will be bringing signup sheets to the next meeting. Feel free to contact him: 503-580-6743 or [nwagent680@gmail.com](mailto:nwagent680@gmail.com)

This is a fun venue to be a demonstrator or just be there to talk to fairgoers about woodturning. It's also a wonderful event to go there as a beginning woodturner. Last year we had at least one person, new to woodturning, try out a chisel and actually turn a very nice bowl. It was amazing!

This is the largest event we hold each year. Come and join the fun!

The last event for the year is **Empty Bowls**. I have had hopes to hear from anyone that there is interest in collaborating with potters to make things on a lathe that work with pottery. So far crickets. I think we still have time. Let me know if you are interested. [prezwvw@gmail.com](mailto:prezwvw@gmail.com)

We will have a box at the next meeting for anyone providing donations for Empty Bowls. You can also bring your bowls or items out to the Sawdust Session at Darcy's.

Not sure what Empty Bowls is and want to know more? Email me at [prezwvw@gmail.com](mailto:prezwvw@gmail.com)  
The event is the weekend of November 18<sup>th</sup>. This includes setting up the week of and takedown the Sunday after. This is an event we like to have at least one demonstrator area and possibly two, so there can be multiple demonstrators. Let's make some sawdust!

And finally (yes, I am almost done here) the board has been discussing the need for amendments to the bylaws for several things. One is that there are missing details in the language that should have been part of the published document which just means some cleanup. But the more important piece is a new board officer position that will be called **Membership Director**.

At this time, our preliminary draft is leaning toward an unlimited term (much like the treasurer) with the position being assigned by the president. The position will require a lot of communication with members and the treasurer and quite a bit of computer ability. The current language describing the position is below. We're inviting folks to contact board members with questions and suggestions and we will have a brief discussion at the August and September meetings. The membership will have to vote on the Bylaw language and we are planning that vote to happen at the September meeting.

And speaking of board positions, yes again, I am hoping to hear from individuals interested in participating on the board. All three term limited officer positions are coming to the end and will need to be filled. And now we have a new one! If you have interest or questions, Please reach out to me. [prezwvw@gmail.com](mailto:prezwvw@gmail.com)

Thanks everyone,

Stay Sharp for Happy Turning!

Marc

---

## Upcoming Presenters and Events

<u>Date</u>	<u>Presenter/Event</u>	<u>Topic</u>	<u>Follow-Up/notes</u>
8/10/23	Kevin Jesequel	Hollow forms with natural openings	
8/13/23	Sawdust Session	As needed	9 AM-Noonish, Darcy Tataryn's Studio Wear your nametag and come learn or teach or practice or visit!
9/14/23	Savannah Stanton	Winged Piece Turning	
9/17/23	Sawdust Session	As needed	9 AM-Noonish, Darcy Tataryn's Studio Wear your nametag and come learn or teach or practice or visit!
10/12/23	Kathleen Duncan		
10/15/23	Sawdust Session	As needed	9 AM-Noonish, Darcy Tataryn's Studio Wear your nametag and come learn or teach or practice or visit!



### August Presenter: Kevin Jesequel

Kevin is a heavily involved member of both Northwest Woodturners (secretary) and Cascade Woodturners (Vice President) in the Portland area. He will be demonstrating how he turns a hollow form with a natural opening, with special considerations for chucking and finishing the piece.





**July Sawdust Session:** Well, I think a beautiful Sunday in July must have meant travel and/or day of relaxation as we had a bit smaller turnout of about 15 show up. Lots of laughs and turning took place anyway! I didn't get pics of some of the folks that turned but here's a good sample. Time well spent.





## July meeting notes:

\*The meeting was started promptly at 6:30 by President **Marc Vickery** on the gavel with 65 people in attendance including 3 visitors and 1 new member. Great turnout!

\***Brian Skaar** gave an update on the status of the club's booth at the upcoming **Benton County Fair**. The BCF will run Aug 2-5. The booth hours are 11AM to 10PM and we will have 2 lathes going. Folks were invited to contact Brian if interested in presenting.

\***Kip Allen**, who is heading up the WWV effort at the



**State Fair**, invited folks to

contact him to sign up with him

to demonstrate at the booth. The club usually has about 6 lathes going so plenty of opportunities!

\***Marc** reviewed the **Empty Bowls** event (see note in message above).

\***VP Larry Curry** reviewed upcoming demonstrators and informed us of a void (has been filled-well done Larry!).

\***Paul Hirt** announced he and **Terry Gerros** would be offering a 2 day beginner class Aug 19-20 (see note in message above).

\***Elling Hoem** presented some of the excellent **Show-n-Tell** pieces. It was a large collection this month! Quite a number of folks took on the top making challenge introduced by **Gary** at the last meeting (missed the opportunity for this month! How about

an item for Empty Bowls be brought in at the September meeting?).



## Presenter: **Eric Lofstrom-Viking Gnome**

<https://www.ericlofstrom.com>

Eric's website is incredibly rich in content including items, thoughtful discussion and essays, and step-by-step project instructions! Amazingly generous. Do visit!

Eric describes the inspiration and birth of his version of the Viking Gnomes which started back in the winter of '22-'23 as he was snowed in at his place on the Olympic Peninsula in Washington. Crediting Rebecca DeGroot for her works, he decided to work up his own characters! As he was also

working on his house he shared some pictures of Viking Gnomes wielding paint rollers (see pics in PDF link below). Precise and masterful while also incredibly cute!


<https://static1.squarespace.com/static/5a8b1f4718b27d5478192321/t/64ae3d57b61a8f580a477388/168914060788/6/Lofstrom-+Eric-+Viking+Character-+Resource+PDF%28Lofstrom%2C+2023%29.pdf>

The above link will take you to the instructions Eric told us he had for us to use. They mirror his presentation and are way more detailed than I could describe in these notes.

I will instead try to list some take-aways I got that are not in his notes (including numerous opinions...).

\*Eric's background is in kinesthetics, the study of movement, and he brought this prominently into his presentation. Feet, legs, arms, body, all work in concert to make the best cuts possible.

\*Eric is amazing with the skew and prefers to do the vast majority of his gnome with this tool. However, he understood his audience's mild aversion to the tool and so did most of the project with a spindle gouge.







\*He spent a bit of time on his sharpening technique saying he goes from CBN wheel, to diamond card “hone”, to leather strop. Sharp!

\*He used his whole body and the flat portion of his skew to peel cut the cherry body in seconds! (Had to pick up my jaw after seeing that...)

\*Eric talked about the Jacobs chuck and some of the considerations for using. He said it’s important to periodically clean the Morse taper surfaces for a solid, secure connection. Even so, Eric suggests, and demonstrated, holding the chuck to prevent it moving. He also reminded us of the importance of clearing the drill often and told the disaster story (not his) of a Forstner bit getting stuck and ripping things up...

\*He often chokes way up on his tools with his right hand at the collet and the handle under his arm either clamped to his body or braced along his forearm.

\*He uses a red pencil. (Was easy to see!)

\*Eric uses collets often including on his drill bits, tool rest post, and grinder cradles.

\*He reminded us to slow way down at the end of a cut-off cut to prevent any torn fibers.

\*He also reminded us to grind off the heel of tools that do any concave cuts to prevent burnishing.


\*Eric used a countersink bit to clean the fuzzy edges of his drilled hole.

\*He likes his battery powered micro-motor rotary carving tool saying the battery lasts some 10 hours and it’s quiet (I didn’t think it was on at first...). He uses this for texturing many parts of his gnomes.



\*The color is first India ink, and then Rub’nBuff pewter (metal) wax. He wears latex gloves and rubs a drop or two between thumb and finger and then applies it so as not to go into the designs.

Wow! What a thorough and incredibly organized presentation! Friendly, funny, and so very skilled. It made me sorry I hadn’t signed up for a class. But then I found out there were openings on Friday and I really wanted help with end-grain hollowing and I jumped at the chance (see review below). Thank you very much, Eric! I look forward to another visit!



**Gallery** : As I mentioned, there was a great collection of items brought in! In the short time left, Elling pointed out a few including Dick’s epoxy piece, Gary’s tops, Mark’s first bowls!, Marc’s giant live edge bowl, and his crazily warped eucalyptus bowl and burl/epoxy sphere (which glows!). I also think we should have Rick make all our info cards. Well done WWV.







Handwritten label with illegible text.



Rick Jurek  
Oak Bowl  
Walnut Oil / beeswax



Handwritten label with illegible text.



Rick Jurek  
Oak / Mushrooms  
Walnut Oil & beeswax




Joan Miller  
Heavy dipper



Tom Hahn



Handwritten label with illegible text.



Roger Dice  
Bowl  
Walnut



Handwritten label with illegible text.





Darcy Apple Bowl  
Oil + wax



Elling Hoem  
Wavyed Bowl  
Don't remember





**Namaste Bowls with Eric Lofstrom:** My experience and two cents...

As I mentioned above, I was able to jump in to the Friday class with Eric which I was excited to do as I have struggled with endgrain hollowing over the years. Larry's sign-up showed folks signed up and then crossed out and then others signed up. My two cents is that we as a club may need to do pay in advance for our classes. Larry said a few folks just didn't show and we kind of took a beating financially as a club. This on top of spots taken and not used when folks that would have liked to have been there didn't think there was a spot. Live and learn I guess...

However, this section is on the greatness that was Friday!

It was a beautiful day and we got to be outside for some painting and lunch. There were four of us students and we were all at different levels, but Eric was able to take each of us where we were, and move us along fine.

The following link is to his PDF on the project. Again, so generous with this resource!



<https://static1.squarespace.com/static/5a8b1f4718b27d5478192321/t/60a92fbc25c8aa6d5b90b74c/1621700543632/Lofstrom+Eric+Endgrain+Bowls+Resource%28Lofstrom%2C+2021%29+Med+Res.pdf>

Eric demonstrated the process to the point where the finishes were to be applied and then taught us the finer techniques of both sharpening (making a “hook” rather than a burr on a scraper results in an endgrain cut that needs no sanding...) and tool control. Fantastic. I got a few catches but then caught on and was loving the hollowing for the first time ever. We each made two bowls.

After that, we went through the steps of coloration which involved a non-wax clear shellac, a non-wax spray on white shellac, and then two acrylic paint effects. Both were beautiful!

He then showed the steps for making a jam chuck to finish the bottom, but we’d run out of time to actually finish our own.

He wrapped up with a review of the day and steps and how much he enjoyed sharing his art with us. And this was well over an hour past the scheduled end time! He’s an exceptional human.

\*Shear cutting the outside; rough hollowing; the negative rake scraper with a “hook” (stayed sharp for hours...)\*



\*Forearm control of scraper; diamond hone; the setting\*



\*Ribbons from endgrain!; paint effect #1; hand bracing for paint effect #2\*





\*Paint effect #2; prepping jam chuck; sample of Eric's work\*



\*Sample of outside "faceted" effect; another Eric piece; our satisfied little group at the end of the day!\*



## **Benton County Fair!**

Well, the main reason this Burl is so late is that I was living at the fairgrounds the last 5½ days. And, to me, it went great! I'd get home around 10:30 so amped up (and hungry) it would take me a while to get to sleep... Thus, slow Burl...

Larry Curry, Dick Powell, Jeff Wimer (doing his first demonstrating-did great! Hope he does it again!), Mark Choitz, Paul Hirt, Marc Vickery, and Darcy Tataryn all joined me for hours of sawdust making. We seldom had huge crowds (maybe a dozen was our biggest), but rarely was nobody at our booth spinning tops, tossing the cup and ball, playing with the mushrooms and spheres, and just marveling at the items.

Lots and lots of questions were asked and folks often spent a lot of time watching items emerge from the turning. And a lot of cards were picked up after lots of good conversations!

The goofiest thing was a haunted fluorescent light high above our booth. It would go out periodically making our space feel like a campsite. Ha! Our individual lights more than covered the need.

I wrote the guys that I bet there are a large percentage of kids in the county with a custom made top in their pocket!

I was asked if we sold much and laughed. Our booth was a bit small and our shavings covered our table and everything that was on and around it. It didn't look like much of a merchandising situation; more a glorious mess! Ha! (To the right is how we started. As time went on this changed...)

On to the State Fair!











**Teak boards looking for a new home!** Walt Thies has informed me that Don Wadsworth is offering these two teak boards. Don's number and email are in the roster or you can connect with Walt for more info.



**Bylaw changes:** With our growing club, we are proposing that we split out some of the duties the past Treasurer did and make it a new board position. In order to keep the same number of board members, the at-large positions will be reduced from two to one. The following underlined section is the definition of the position to be discussed and voted on by the members:

6. Membership Director: The Membership Director is generally responsible for all Club matters that relate to developing and retaining members of the Club, and all activities involved with accurate membership record-keeping. To the extent that membership duties might involve financial transactions, the Membership



Director and the Club Treasurer will work closely to ensure that the duties of each position are accomplished. The particular duties of the Membership director are generally defined in Appendix A of these bylaws, and this Appendix may be periodically modified by the Board in its administrative role.

## APPENDIX A

### **Duties of the Willamette Valley Woodturners Membership Director**

The WVW Board of Directors confers latitude on how the following important tasks are accomplished. Major changes in any of the tasks, or the technology used to complete them must first be approved by the Board. The Membership Director is encouraged to develop ideas and practices that increase Club membership. Where Board action or approval would help reach this goal, it should be obtained. This document is meant to provide an overview of the position, but might not include every task. It may be revised from time to time by the Board without a vote of the membership.

1. Attend and participate in Board meetings as scheduled by the Club President (generally quarterly).
2. Working with the Club's Board of Directors, develop ideas and programs to add new members to the Club and to maintain interest of existing members.
3. As needed, obtain assistance from the Club's membership to complete the tasks and perform the duties described in this document.
4. Keep the **WVW Picture Roster up to date** and accurate, with current member contact information. At least annually, purge inactive members from the **WVW Picture Roster**, and notify the Club Webmaster via email or hard copy of these deletions. Save the **WVW Picture Roster** in its original format and export a PDF copy which is automatically linked to the Club's website.
5. Keep the official Excel spreadsheet **Club Membership Roster** up to date and accurate with 'Paid/Not paid/New/Departed' members. This document is stored in Dropbox and is available to officers and others who need it in a "Read-Only" format. The Membership Director is the Primary editor and keeper of this file. An email list in the **Club Membership Roster** must also be kept up-to-date for Club-wide email message distribution.
6. Send out **Welcome messages** to new members.
7. **Notify the Webmaster** with new member information required to establish website login credentials.
8. **Print name tags** for existing members as they pay their annual dues. New name tags for every Club member are required annually, and shall be printed on stock of a different color than the previous year.
9. **Remind members** who have not paid their dues (by e-mail). **(This is a current requirement which will disappear with the new website),**
10. **Send flowers** to possibly abruptly departed member's spouses.
11. Receive new membership forms from various sources, and using the information from the forms,
  - Create new entries in the Club membership spreadsheet (currently an Excel document, stored in Dropbox.) See #1, above.
  - Print new membership nametags, and distribute these to new members at the next Club meeting.
  - Photograph new members.
  - Create entries for new members in the club Picture Roster, and save this in proper formats linked to the Club's website.
  - Refine and implement mechanism for New Member Orientation to the Club.
  - Retain signed Parental Consent forms for Associate Members until they reach the age of majority. At the end of that calendar year, notify the Associate Member and the parent who authorized membership that the Associate Membership has lapsed and Adult membership is now required.
12. Coordinate and communicate with the Club Treasurer on any financial matter concerning membership.
13. Issue hard-copy cash receipts for all cash transactions, in accordance with current Club cash-handling procedures.

---

## **Willamette Valley Woodturners**

### **Board Meeting Minutes**

#### **February 8, 2023**

Present: President Marc Vickery; VP Larry Curry; Treasurer Dick Powell; Secretary Brian Skaar; Board members Bruce Stangby and Randy Nichols; Past President Jeff Zens

1. Minutes from December Board meeting reviewed and accepted



- Published in February Burl
2. Discussion (Marc): Symposium
- Needs: tall shield for WWV sponsored room and risers for lathe for Trent Bosh demo
    - Marc will put out to club for volunteer
  - Need large air compressor (Randy volunteered one)
  - Turning blanks for Trent (Randy again!)
  - Large Vicmarc chuck (Marc to check with Terry G)
  - Lifting mechanism for big lathe to place riser blocks
    - Bruce offered lift cart; Randy suggested engine lift
    - Both will be brought to demo for testing
  - Dollies for transporting lathes (Randy will bring four)
3. Treasurer report: Dick
- Discussed getting up to speed-lots of struggles with learning tech of Dropbox and Excel spreadsheet (complex formulas)
    - Still working through systems for emailing, receipts, and banking
  - Has implemented a database system for accounting (very organized and straight forward)
  - As of meeting, 85% of membership dues are paid
4. Discussion (Marc): Scholarship fund
- \$1000 has been set aside
  - Discussed how to disperse: written application? Limits? What to fund? If for a learning event, should recipient report out to club?
  - Marc will present to club-ask for input
5. Discussion (Brian): Benton Co Fair
- Asked if there is interest from Board Brian to research BCF as a demonstration venue
    - Reasoning: there are numerous members in the Corvallis/Albany area and large potential for more members from the area
  - Board expressed interest; Brian will research event parameters
6. Discussion (Marc): Membership Form
- Suggestion to amend form to differentiate associate and regular membership
  - Brian brought example including parental recommendations and signature section
  - Question about language in bylaws (Jeff to look into)
  - Motion: use new form (passed)
7. Discussion (Larry): Lack of demonstrators
- Larry said he's struggling to find folks to come to live meeting; most are doing remote and many clubs are doing hybrid meetings
  - Board brainstormed people and hybrid meeting may be revisited with club
- Submitted: Brian Skaar-Secretary
- 

## Membership Rewards

**Chain Sharpening Service** from Jeff Zens: I have an electric chain sharpener and can accurately sharpen your chains and adjust depth stops for your saw chains. This service will restore the chain to "factory-new" condition. Most chains for 18" and shorter bars can be sharpened for \$10.00. Longer chains (up to 30" bars) are \$20.00 Badly damaged chains might be a little bit more. I will also tell you if the chain has reached the end of its useful life, and will not sharpen a chain beyond that point. This price is only available for club members.

### **Supplies-See Jerry Lelack at club meetings**

The club purchases a few supplies in bulk and sells them to members at club cost.



- \*CA superglue (\$7), black or brown superglue (\$10) accelerator (\$10).
- \*Half round protractors (\$6) used to measure the angle ground on a tool
- \*Depth gauges (\$5)
- \*HSS 1/4" x 8" Round Tool Bits rods
- \*Anchorseal (\$9/gal) and walnut oil (\$20/gal) are available through **Jeff Zens**. You will need to bring your own gallon containers; contact [Jeff](#) to make arrangements.

## Wood Gathering

Anyone who learns of a tree or log that is available to the club should notify **Randy Nichols**.

## From Terry Gerros

I am a distributor for Stick Fast CA glue, Sharpfast Sharpening systems, the Holdfast vacuum chucking system and Saburrtooth Carving bits. If you have an interest in these products, give me a call or send me an [email](#) for details.

## Club Member Discounts

- **Club Member Discounts at Craft Supply:** The club's order is processed the Monday following our Club meeting if it equals or exceeds \$1,000. Craft Supplies offers us a 10% discount **plus** free shipping on almost all items (lathes and other heavy items are excluded) and occasional additional discounts on certain other items and quantity purchases. If you order from Craft Supplies current sale items, you will receive the club discount in addition to the sale discount, making many items available at very attractive prices. For detailed instruction for ordering see the article in the **January 2022 Burl**, available on the club's website. Questions? See [Jeff Zens](#).
- Club members are registered with **Klingspor's Woodworking Shop** at [www.woodworkingshop.com](http://www.woodworkingshop.com) or 800-228-0000. They have your name and will give you a 10% discount.
- If you show your club card at checkout time to the cashier at **Woodcraft** in Tigard they will give you a 10% discount (May not apply to some machinery).
- **Exotic Wood** is offering a discount of 15% off any orders placed at: [www.exoticwoodsusa.com](http://www.exoticwoodsusa.com). (This includes sale items and free shipping on orders over \$300). Use promo code ewusaAAW
- **Gilmer Wood** now offers our club a 10% discount on purchases made there. If you haven't been to Gilmer's, it is well worth the trip to Portland, if only to make your mouth water and make you cry if you leave empty handed.

## Club happenings in our area

(Please visit the club's website listed below for additional information)

**Northwest Woodturners** (Beaverton, OR)

[www.northwestwoodturners.com](http://www.northwestwoodturners.com)

**Cascade Woodturners** (Portland, OR)

[www.cascadewoodturners.com](http://www.cascadewoodturners.com)

**Beaver State Woodturners** (Eugene, OR)

[www.beaverstatewoodturners.com](http://www.beaverstatewoodturners.com)

**Oregon Coast Woodturners** (Newport, OR)

[www.oregoncoastwoodturners.com](http://www.oregoncoastwoodturners.com)

**Southwest Washington Woodturners** (Vancouver, WA)

[www.southwestwashingtonwoodturners.com](http://www.southwestwashingtonwoodturners.com)

**South Coast Woodturners** (Coos Bay, OR)



The Burl is a monthly newsletter publication of the **Willamette Valley Woodturners**.

<u>Executive Board</u>		<u>Non-Executive Positions</u>	
President	Marc Vickery	Newsletter Editor	Brian Skaar
Vice President	Larry Curry	Webmaster	Jeff Zens
Secretary	Brian Skaar	Wood Gathering	Randy Nichols
Treasurer	Dick Powell	Librarian	Roger Dirkx
Past President	Jeff Zens	Glue/Supply Sales	Jerry Lelack
Board Position 1	Bruce Stangeby	Steam-Up Coordinator	Jim Devorss
Board Position 2	Randy Nichols	Mentor Coordinator	Paul Hirt
		State Fair Coordinator	Kip Allen
		Empty Bowls Coordinator	Darcy Tataryn
		Roster Editor	Darcy Tataryn
		Facilities Coordinator	<b>OPEN</b>
		Video Coordinator	Marc Vickery
		CraftSupplies Order	Jeff Zens
		Beads of Courage	Mark Choitz
		Membership Director	Darcy Tataryn

Send dues & other financial matters to:

Dick Powell  
8110 NW Oak Creek Dr  
Corvallis, OR 97330  
[rlpowellsaf@gmail.com](mailto:rlpowellsaf@gmail.com)

Checks payable to: Willamette Valley Woodturners

Send changes to roster information (address, e-mail, phone#) to Dick Powell ([rlpowellsaf@gmail.com](mailto:rlpowellsaf@gmail.com))

Send all other club correspondence to the clubs official address:

P.O. Box 151  
581 Lancaster Dr SE  
Salem, OR 97317     [PrezWVW@gmail.com](mailto:PrezWVW@gmail.com)  
Club e-mail:            [wwturners@gmail.com](mailto:wwturners@gmail.com)