

The Burl

A monthly newsletter for the
Willamette Valley Woodturners
e-mail: wwturners@gmail.com
We are also on Facebook



Member chapter

Volume 27, Issue 10

A non-profit/501(c)(3) corporation

October, 2023



**Next Meeting: 6:30-8:30 PM, October 12, 2023
Salem 50+ Center**

October President's Message:

Hello Willamette Valley Wood Turners!

October has been teasing us with cool rain, then warm sunny sunshine. I'm guessing the winter clouds and drips are coming soon. So, I'm enjoying the sun while it lasts and watching the trees change colors.

The biggest order of business for the club is coming up in which we elect new officers. While we have some indications for various seats there is still no one stepping up for our **vice president** position. At the next meeting we will be setting the slate of nominations. Please consider throwing your name in the hat for this office. And certainly, please feel free to call on me or any of the officers if you want better details about the position. We will be holding a board meeting Wednesday October 11th and anyone may be able to either come to the meeting (in Keizer) or via Zoom. Please let me know if you are interested. Nominations will be set at this October meeting and voting will happen in the November meeting.

Upcoming event for the remainder of the year is just Empty Bowls. Thanks So Much to all the folks who have already donated items. And a special thanks to the folks who have taken on the job of creating lids for the ceramic vessels from the Willamette Art Center. Lids can be a fun exercise in fitting to the pieces they provided. I have one completed that I thought would be very nice. In fact, it is quite nice with figured maple, a contrasting hardwood knob and a jewel, except that their vessel is so uneven at the rim that the lid never settles flat. Oh Well....

If you have items to donate, please feel free to bring them to the next meeting. There will be a box or two available. If you are bringing the ceramic vessels, please be sure to use a blue tape to connect the lid and some sort of wrapping to protect it from chipping.

There will be sign up sheets for general volunteering, demonstrating and a pricing committee. Many folks have already signed up. THANKS Again!

Looking back a month, it was very nice to have Savannah Stanton show us a few things on making square bowls. Lots of good info on fundamentals and design.

Looking back two months, we had Kevin Jesequel as a demonstrator. If you are an AAW member, you may have noticed he is featured in the most recent magazine on the back cover as well as in the Members Gallery. That's quite the honor and I think well deserved. But it also points to the idea that we can all set our sights to that level of creativity and get noticed for it.

Our October demonstrator will be Kathleen Duncan. Although she was just here a year ago, she is coming back with more info on the process of piercing. A part of that I was interested in is the process to get vessels down to the 1-2 mm thickness. That is so thin! But that's what is required to get piercing done with the fine carving tools she uses. Looking forward to it!

Just a quick note on the extended hours for the Sawdust Sessions: It seems it was a good turnout for folks to come a bit later and stay a bit later. I think Darcy will continue the times going forward as long as there is support from the mentors. If you are mentoring at the sawdust sessions, please consider the extended hours in the session. This is still one of the best venues for learning and teaching.

Thanks everyone,

Stay Sharp for Happy Turning!

Upcoming Presenters and Events

<u>Date</u>	<u>Presenter/Event</u>	<u>Topic</u>	<u>Follow-Up/notes</u>
10/12/23	Kathleen Duncan	Piercing	
10/15/23	Sawdust Session	As needed	9 AM-3 PM-ish, Darcy Tataryn's Studio Wear your nametag and come learn or teach or practice or visit!
11/9/23	Jimmie Allen	Lidded boxes and tool demo	Jimmie will most likely bring a selection of the excellent D-Way/Boxmaster tools for sale!
11/12/23	Sawdust Session	As needed	9 AM-3 PM-ish, Darcy Tataryn's Studio Wear your nametag and come learn or teach or practice or visit!



October presenter: Kathleen Duncan

I have long admired the pierced work by such artists as Binh Pho, Joey Richardson, and Gordon Pembridge. When I retired in 2014, I took the plunge and bought a micro motor and an air-driven dental drill. Since then, I've learned a lot and had a lot of fun piercing thin-turned pieces.

This demo begins with a discussion of thin turning. To pierce, the wood must be turned to a thickness of about 2 mm. Grain orientation is very important when you intend to pierce a turning. I'll go through the steps I take when turning thin. I'll also discuss the tools I use as well as "dry" vs. "green".

Once a piece is turned, the next step is to lay out the design. In this portion of the demo, I'll discuss sources of design inspiration, curves, proportion, and laying out the design. The layout is important – it is worth taking the time to make sure you are satisfied with the design. I'll show several different styles of pierced-hole size, shape, and placement. This part of the demo includes a very brief refresher course on geometry.

I'll demonstrate piercing using a high-speed dental drill. I'll show various methods of de-fuzzing, removing the "burn", sanding, and finishing the piece. For this portion, I'll use a micro motor carving tool as well as a few hand devices.



Bylaws Revisions for vote by Membership

Jeff Zens, Past President

For over eight years, Henrik Aberg served the club in multiple roles - newsletter publisher, Treasurer, coordinator of all things membership, and a bunch of other jobs too numerous to mention. Last January, he decided to hang up the spurs and move on to greener pastures...or some other idiom of your choosing. Since then the club's Board of Directors has been discussing the best way forward to get Henrik's former workload distributed. This article lays out that path.

The Board has decided to formalize the membership-related tasks in a new post called Membership Director, separating these from traditional Treasurer duties. This post will be an appointment by the club President and a member of the Board of Directors, but not an officer. This arrangement was agreed upon to avoid the two-year term limit imposed on officers, and does not require the Membership Director to be approved by vote. In order to keep the number of Board members at seven, the Membership Director replaces one of the two members-at-large who presently serve. The Membership Director will handle all membership-related tasks, among

which are the club roster and photo directory. All of the forms, spreadsheets, and other record-keeping methods are mature and well developed, so no new recordkeeping methods will be necessary - just maintaining what is already in place.

To move forward, a few bylaw modifications are necessary. The revised language is found below. To better understand the changes, new language is generally **bold and underlined**. Current language to be replaced or removed is shown ~~redlined with strikeout~~. The Board encourages you to read through the proposed revisions, and ask questions of any Board member. These proposed changes will be the subject of a vote of the club members present at the October meeting.

ARTICLE IX - EXECUTIVE BOARD

The WVV Executive Board shall consist of the President, Vice President, Secretary, Treasurer, Past President, Membership Director and ~~two (2)~~ one (1) members elected by the membership. In the event that a member is elected to serve two positions, an additional board member shall be ~~is~~ elected to preserve the number of board members at seven (7). The WVV Executive Board shall be charged with day-to-day conduct of the affairs of the ~~WVV~~ club, and with making decisions on such matters which do not require a vote by the general membership. The President shall be Chairperson of the Executive Board. This Executive Board shall meet at least quarterly. The Executive Board shall be responsible for all assets acquired by the WVV.

ARTICLE VIII - OFFICERS

1. Titles: The officers of the WVV shall be President, Vice President, Secretary, and Treasurer.
2. President: The President shall be the principal executive officer of the WVV. The President's duties include: Supervise and control all of the business and affairs of the WVV, conduct WVV meetings, and appoint and work with the various standing, subcommittees and Ad Hoc committees of the WVV. The President shall also appoint a Membership Director, whose duties are described in Article VIII(A), below.
3. Vice President: In the absence of the President, either due to inability or refusal to act, the Vice President shall perform the duties of President, and when so acting, shall have all the powers of and be subject to all the restrictions upon the President. The Vice President shall be responsible for public relations, scheduling and overseeing the monthly program.
4. Secretary: The Secretary shall take and keep in proper order the minutes of the WVV meetings, and see that all notices are duly given in accordance with the provisions of these Bylaws or as required. The Secretary will also act as the WVV Historian. In general, the Secretary shall perform all duties incident to the office of Secretary.
5. Treasurer: Duties. The Treasurer shall:
 - collect all membership dues; ~~and ensure that a current membership roster is maintained and published;~~
 - maintain current and accurate records of all receipts, disbursements and accounts of any sort that flow through or belong to the WVV;
 - develop and promulgate cash handling procedures that ensure accurate accounting of all club cash transactions;
 - maintain an accurate and detailed inventory of the physical assets of the club, and prepare an annual inventory report for the Board of Directors' first quarter meeting each year. The Treasurer shall obtain the assistance of other club members, as needed, to complete this inventory. The annual inventory report shall contain, at a minimum, detailed information about the type of asset, its approximate value or purchase price, if known, and its current location.
 - prepare a budget proposal for the Board of Directors first quarter meeting each year that provides, at a minimum, the following information:
 - The previous year's adopted budget and actual experience, in a form developed by the Treasurer and approved by the Board;
 - A proposal for the current year's operating budget for consideration and adoption by the Board;
 - Detail sufficient to track all income and expenditures by category (membership dues, equipment purchases, demonstrator fees, demonstrator expenses, etc.)
6. Term of Office: Each officer shall hold office for one year from January 1 to December 31. No person may hold the same office for more than two consecutive full terms, except for the Treasurer, who may hold office for unlimited consecutive full terms.
7. Vacancies: A vacancy in any office shall be filled by Presidential appointment with subsequent Executive Board confirmation. An individual filling the unexpired portion of a term will not be barred from being elected to an additional two consecutive terms.

8. Removal: Any officer elected or appointed may be removed when it is deemed that the best interests of the WVV would be served by such removal. This will be accomplished by a majority vote of the WVV's members who are present at the time of the vote, so long as at least 50% of the paid up participating members are present, and a recall or removal intent has been published in advance in the monthly newsletter.

Article VIII(A) Appointed Positions

1. Membership Director: Duties The Membership Director is generally responsible for all Club matters that relate to developing and retaining members of the Club, and all activities involved with accurate membership record-keeping. To the extent that membership duties might involve financial transactions, the Membership Director and the Club Treasurer will work closely to ensure that the duties of each position are accomplished. The duties of the Membership director are generally defined in Appendix A of these bylaws, and this Appendix may be periodically modified by the Board in its administrative role.

September Sawdust Session: As noted above, the September version of our sawdust session went into the afternoon and kudos to those that took part! I bugged out at noon as a bike ride was calling my name... I'd love to see a pic or two and hear how it went. Well enough that it is on the schedule for next week for sure!

The session started with a bit of drooling as we gathered around Darcy's new monster Rikon. It's a beautiful machine and I look forward to giving it a spin!





September meeting notes:

Pres. Marc gavalled the meeting to order a couple minutes late as we had a large number of visitors due to the State Fair and friendly welcomes were being offered! 57 people were at the meeting.
-visitors and new members spoke a bit about why they were interested in the club and offered fun tidbits including owning a lathe without knowing anything about it and being encouraged to try something new by their grandkids.

- reviewed the Craft Supplies order status
- announced the experiment to include afternoons in the Sawdust Sessions
- announced that most of the long overdue books made it back into the library
- reviewed the Empty Bowls event and status and asked for a pricing group



Member Chuck led the Show-n-Tell and all pieces were discussed (See Gallery below) (Thanks Chuck!)

Randy covered possible wood gathering and let folks know he had some black walnut up for grabs (George and I picked up some and it's beautiful.)



Presenter: Savannah Stanton

Savannah is currently teaching in the woodshop at Amity HS and shared that she studied wood and turning with Seri Robinson (AKA Dr. Spalting) at OSU!

The following are some of the notes I took on her presentation. She is a left handed turner, which was fascinating, but the pics I grabbed were nowhere near as valuable as what you saw via the video system due to her positioning at the lathe. My apologies.

-Savannah began with a talk about grain including the rays and how figured wood is always challenging grain.

-She passed around pieces in progress (amazing spalting!) and noted she gets much of her wood from North Woods Figured Woods (located in Gaston

<https://www.nwfiguredwoods.com/>)

-She mounted a blank (about 6"x6"x2") between centers to start

-Savannah used a 3/8" bowl gouge with a more or less traditional grind which she sharpens freehand so couldn't state a definitive angle

-She recommends using a faceplate for stability in most cases
-Savannah started at about 500 rpm and carefully cleaned the base paying close attention to getting clean cuts on the corners as they would be staying

-She then began hollowing out the underside keeping in mind what the top would look like, downhill always
-Savannah emphasized the importance of listening to the cut and that it becomes even more important as you get to final thickness

-She sharpens often and introduced us to her grinder, a Tradesman DC, and how it works well for its portability and silent operation; her preferred wheel is 320 CBN

-Savannah finished the curved underside and then used a parting tool to make an approximately 1/4" tenon

-She then reversed and chucked up the piece and began the wings with the tailstock up to reduce vibration

-She ran the lathe at about 800 rpm and made careful downhill cuts on the wings

-She cautioned us to look to the top of the spinning piece to see the profile develop as looking at the cutting edge is misleading



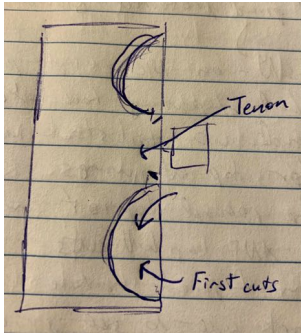
-Savannah advised finding the edge carefully and lifting the handle to find a comfortable cutting position

-She recommends choking way up and bracing the handle against the body with your forearm and doing final cuts with the whole body

-Once the wings were done, Savannah moved to hollowing the bowl which she will do from the inside out often, but finishing with long smooth final cuts going downhill into the bowl

-Savannah said taking off the tenon is up to us, but that she often uses a sanding disc on a drill press as her tenons are short and the sander takes very little time.

-Savannah ended on a cautionary note about safety (she knows a turning tragedy) and reviewed the importance of the facemask, no loose clothing, and never turning without someone knowing



Thanks for sharing your talents with us Savannah and for working with budding woodworkers out there in Amity!



Gallery : Some great pieces including some “how in the world?...” pieces by Terry!




Name: Tom Hohn

Name: Jim Sapp
Wood and Item: Crosses
Date: 11/12



Name: Shelly

Name: George Long
Wood and Item: Bowl Myrtle



Willamette Valley Woodturners
Instant Gallery Date: 9/14/23
Item: natural edge hollow form
Wood: bigleaf maple burl
Finish: walnut oil
Comments:
Name: Dick Powell

Willamette Valley Woodturners
Instant Gallery Date: 9/14/23
Item: square bowl
Wood: bigleaf maple
Finish: wipe-on poly
Comments:
Name: Dick Powell




Name: Chuck Felt
Wood and Item: Vase - 11/12



Empty Bowls 2023

For the 3rd time Willamette Valley Woodturners is partnering with the Willamette Art Center and their ceramic artists for the annual Empty Bowl event.



Empty Bowls is an organization designed to help end hunger. Empty Bowl events are held hundreds of times a year all over the country. Each event is designed around the needs of the local community. Our event helps raise money for the local **food bank**.

The event itself is a sale of collected bowls and art pieces at an invitation only event on a Friday evening and to the general public on **Saturday November 18**.

Volunteers are needed before, during and after the sale. To see a list of how you can help or to get more information on the event self check out the Willamette Art Center site at:

<https://www.willametteartcenter.com/empty-bowls/>

Willamette Valley Woodturners has a goal of at least 100 bowls this year. It is a small number compared to the ceramic artists but our bowls are very appreciated. They add a level of interest and variety to the sale.

The most frequently asked question is “what kind of bowl should I make?”

You should make and donate bowls that you are proud of. Size can vary. Wood species can vary. The bowls can be simple or embellished. They can be functional or decorative.

The one constant should be quality. Donate something that shows you care about your community.

You can sign your name or not. It is up to you. If you want the buyer to know you made the piece then put your name on it, include a name tag, or business card.

From talking to people at the sale the last two years I've learned that most buyers want to know what **type of wood was used, who made it, if it is food safe, and how to care for it.**

Donated bowls that don't sell are carried over and added to the sale the following year.

If you have further questions contact **Marc Vickery** or **Darcy Tataryn**.

You can also contact the Art Center directly to volunteer.

Oregon Coast Woodturners Open House

Well, even though I live only 40 minutes away, I don't get over to the beautiful Oregon coast nearly enough. So when Mark Choitz shared that the club was having an open house I kind of thought that it would be an excellent 2 for 1 opportunity. And it was!

The group had tents outside with a couple of lathes going, hotdogs being served, and a drawing per hour and lots of good folk talking it up. Tom Hastings' excellent shop was the site and besides seeing the sweet works in the showroom, I got a tour of his shop and wood storage (and I thought Walt had a lot of wood...).

The beach was classically chilly, but beautiful as always, and I highly recommend both Tom's place and the beach. Thanks for hosting, OCW!



Above: The courtyard and Tom turning a lidded box.

Below: Tom's showroom including an interesting history of lathes display.





Above: One end of the shop and a wall of calipers.

Below: Some projects (I think the one piece has about 18 captured rings...), a few tools, and an aisle of the wood shed.



Membership Rewards

Chain Sharpening Service from Jeff Zens: I have an electric chain sharpener and can accurately sharpen your chains and adjust depth stops for your saw chains. This service will restore the chain to “factory-new” condition. Most chains for 18" and shorter bars can be sharpened for \$10.00. Longer chains (up to 30" bars) are \$20.00. Badly damaged chains might be a little bit more. I will also tell you if the chain has reached the end of its useful life, and will not sharpen a chain beyond that point. This price is only available for club members.

Supplies-See Jerry Lelack at club meetings

The club purchases a few supplies in bulk and sells them to members at club cost.

*CA superglue (\$7), black or brown superglue (\$10) accelerator (\$10).

*Half round protractors (\$6) used to measure the angle ground on a tool

*Depth gauges (\$5)

*HSS 1/4" x 8" Round Tool Bits rods

*Anchorseal (\$9/gal) and walnut oil (\$20/gal) are available through **Jeff Zens**. You will need to bring your own gallon containers; contact [Jeff](#) to make arrangements.

Wood Gathering



“Don’t tell me how to work safely!
I’ve been at this job for five years!”

Anyone who learns of a tree or log that is available to the club should notify **Randy Nichols**.

From Terry Gerros

I am a distributor for Stick Fast CA glue, Sharpfast Sharpening systems, the Holdfast vacuum chucking system and Saburrtooth Carving bits. If you have an interest in these products, give me a call or send me an [email](#) for details.

Club Member Discounts

- **Club Member Discounts at Craft Supply:** The club's order is processed the Monday following our Club meeting if it equals or exceeds \$1,000. Craft Supplies offers us a 10% discount **plus** free shipping on almost all items (lathes and other heavy items are excluded) and occasional additional discounts on certain other items and quantity purchases. If you order from Craft Supplies current sale items, you will receive the club discount in addition to the sale discount, making many items available at very attractive prices. For detailed instruction for ordering see the article in the **January 2022 Burl**, available on the club's website. Questions? See [Jeff Zens](#).
- Club members are registered with **Klingspor's Woodworking Shop** at www.woodworkingshop.com or 800-228-0000. They have your name and will give you a 10% discount.
- If you show your club card at checkout time to the cashier at **Woodcraft** in Tigard they will give you a 10% discount (May not apply to some machinery).
- **Exotic Wood** is offering a discount of 15% off any orders placed at: www.exoticwoodsusa.com. (This includes sale items and free shipping on orders over \$300). Use promo code ewusaAAW
- **Gilmer Wood** now offers our club a 10% discount on purchases made there. If you haven't been to Gilmer's, it is well worth the trip to Portland, if only to make your mouth water and make you cry if you leave empty handed.

Club happenings in our area

(Please visit the club's website listed below for additional information)

Northwest Woodturners (Beaverton, OR)

www.northwestwoodturners.com

Cascade Woodturners (Portland, OR)

www.cascadewoodturners.com

Beaver State Woodturners (Eugene, OR)

www.beaverstatewoodturners.com

Oregon Coast Woodturners (Newport, OR)

www.oregoncoastwoodturners.com

Southwest Washington Woodturners (Vancouver, WA)

www.southwestwashingtonwoodturners.com

South Coast Woodturners (Coos Bay, OR)

www.southcoastwoodturners.com

The Burl is a monthly newsletter publication of the **Willamette Valley Woodturners**.

Executive Board		Non-Executive Positions	
President	Marc Vickery	Newsletter Editor	Brian Skaar
Vice President	Larry Curry	Webmaster	Jeff Zens

Secretary Treasurer Past President Board Position 1 Board Position 2	Brian Skaar Dick Powell Jeff Zens Bruce Stangeby Randy Nichols	Wood Gathering Librarian Glue/Supply Sales Steam-Up Coordinator Mentor Coordinator State Fair Coordinator Empty Bowls Coordinator Roster Editor Facilities Coordinator Video Coordinator CraftSupplies Order Beads of Courage Membership Director	Randy Nichols Roger Dirkx Jerry Lelack Jim Devorss Paul Hirt Kip Allen Darcy Tataryn Darcy Tataryn OPEN Marc Vickery Jeff Zens Mark Choitz Darcy Tataryn
--	--	---	---

Send dues & other financial matters to:

Dick Powell
8110 NW Oak Creek Dr
Corvallis, OR 97330
rlpowellsaf@gmail.com

Checks payable to: Willamette Valley Woodturners

Send changes to roster information (address, e-mail, phone#) to Dick Powell (rlpowellsaf@gmail.com)

Send all other club correspondence to the clubs official address:

P.O. Box 151
581 Lancaster Dr SE
Salem, OR 97317 PrezWVW@gmail.com
Club e-mail: wvturners@gmail.com