

The Burl

A monthly newsletter for the
Willamette Valley Woodturners
e-mail: wwwturers@gmail.com
We are also on Facebook



Member chapter

Volume 29, Issue 4

A non-profit/501(c)(3) corporation

April, 2025

No March Meeting due to the Oregon Woodturning Symposium

**Next Meeting: 6:30-8:30 PM, April 10, 2025
Salem 50+ Center**



March President's Message:

Well, the Oregon Woodturning Symposium is over and I believe it was a roaring success. My congratulations and thanks to Mark Choitz for all of his hard work in pulling this Symposium

together. I also want to thank all of those club members who worked as volunteers at the Symposium. It couldn't have happened without all of you.

The good news is that you won't have to listen to me begging for help for the 2025 Symposium any longer. I am, however, looking for volunteers for the 2027 Symposium. It's never too early to start thinking about how you can help.

More good news. **Terry Gerros** has agreed to be our Secretary for the remainder of 2025. Thank you Terry.

We have some good classes coming up this next weekend. My understanding is that there are still a couple of open slots for Saturday the 12 and Sunday the 13th.

Because the classes are in Darcy's shop there won't be a sawdust session on the 13th.

Happy turning. See you Thursday.

Larry Curry

Year of Challenges from Chuck

Fell: 2025

January: Cereal Bowl or Porringer

February * Hollow Form

March * Plate or Bowl with 4 square edge

April * **A turning which has a charred finish**

(Use all SAFETY PRECAUTIONS while burning wood! Do not burn your shop down!!!!)

May * 3 Legged Vessel

June * Find an old wood turning at thrift shop, or wherever you may find one, and rework or reuse it.

Take and bring the picture of the "before" so we know the starting point (Suggestion by Mark Choitz)

July * Something with live edge

August * For the kitchen (or grill or...cooking theme)

September * Candle stick holder off axis

Check out Carl Jacobson's video

<https://www.youtube.com/watch?v=Ftsz8DFXeOM>

October * Something way outside your comfort zone

November * Miniature form no larger than 2" x 2"

December * Christmas Ornament or Holiday decoration

Note: Enhance any project as you wish [ex. texturing, coloring, burning, piercing,?]

Upcoming Presenters and Events

<u>Date</u>	<u>Presenter/Event</u>	<u>Topic</u>
Apr 10	Dave Landers	<i>Sliced Hollow Form</i>
Apr 11-13		No regular Sawdust Session as we will have 3 days of classes with Dave Landers. Hope to see you there!
May 8	Bill Karow	<i>TBA</i>
May 11	Sawdust Session	As needed: 9 AM-1 PM, Darcy Tataryn's Studio Wear your nametag and come learn or teach or practice or visit!
June	WWW members	Christmas Ornaments (Kip thinks it a good idea to not wait until December to get started on them)



April Demonstrator: Dave Landers

I've been a hobbyist woodturner for over three decades. My passion lies in crafting both functional and aesthetically pleasing pieces. Each visit to my workshop is dedicated to both creating and advancing my skills. Wood is more than just a material to me; it's a canvas of nature's artistry. I strive to enhance the inherent beauty of wood by working in harmony with Mother Nature. Sometimes, my creations even involve collaboration with natural elements like insects or fungi, resulting in layered and captivating works of art.

A significant portion of my work starts with rescued

wood, salvaged from trees removed from yards to prevent them from ending up in landfills.

I have the privilege of being able to turn wood in my shop and studio in the beautiful town of Estes Park, Colorado.

My signature piece is something I call simply "Sliced Hollow Forms". These are hollow vessels that I've sliced apart and reassembled with Pewa (butterfly patches).

Pewa (pronounced peh-vah, meaning fish tail) is the Hawaiian term for butterfly patches. I use this term because I learned the process of patching cracks from a couple of wood turners from Hawaii.

Teaching and demonstrating are not just acts of sharing knowledge—they're avenues for personal growth. Teaching is a reciprocal process, where I learn as much as I impart. Through contributions to the woodturning community, I find fulfillment in giving back to a community that has enriched my own journey

<https://dlwoodturning.com/>



OWS 2025 FINALE (from Mark Choitz)

The 2025 Oregon Woodturning Symposium has officially ended! Where do I even begin? I'll start by expressing my gratitude to everyone who helped make it happen. I was truly amazed by the overwhelming response from volunteers—by the time the Symposium kicked off, every time slot had already been filled!

On Thursday we managed to wrap up the setup early and were ready to go by 2 p.m. Vendors had moved in, lathes were set up, and the classrooms were prepared; the only thing missing was the demonstrators—at first, only two had checked in.

But by 4 p.m., everyone had arrived, despite the hail, snow, and all the rain. It was all hands-on deck.

Thursday the **Instant Gallery** quickly began filling up with stunning wood-turned

pieces. Early check-in was well attended, and it looked like we were all set for the weekend. With **237 registered attendees** and a full schedule of demonstrations, we were off and running.

Friday went smoothly, introductions made, and demonstrations began. The **Vendor Hall** and Instant Gallery were open! Saturday was a highlight, especially with **Kiko Denzer** demonstrating his foot-powered treadle lathe. It was fascinating to watch, and I'm personally very grateful for electric motors! Kiko shared his expertise and answered plenty of questions about the lathe he built and its operation.

Meanwhile, outside, Wood-Mizer was showcasing a modern portable sawmill. Lucky attendees were able to take home a freshly milled slab of bigleaf maple.

Another major event of the weekend was the **Empty Bowls** project, which had



everyone buzzing. The crowd gathered eagerly in the lobby for the 10 a.m. start. Thanks to the generosity of 76 turners who donated **194 bowls**, and the incredible support from attendees who purchased them, we raised a total of **\$4,050**. This year's Empty Bowls Project was a huge success! Thanks to everyone who contributed, either by turning or buying a bowl. **The Linn Benton Food Share will be able to provide 20,250 meals** for those in need.

(And KUDOS, we collected more bowls than the 2024 AAW in Portland!)

The **Instant Gallery** showcased a stunning collection of wood turned art, including pieces available for purchase and exemplary works from our demonstrators. **Richard Worthey** and his dedicated team encouraged visitors to vote for their favorite piece, making the gallery an interactive and engaging experience.

After all votes were counted, three outstanding artists were recognized for their craftsmanship. Thanks to the generous sponsorship of KG Hardwood, each winner received a Craft Supplies USA gift card and a commemorative plaque:



Gold: Ron Gerten – Safe Landing (left)

Silver: Dale Clark – Segmented Vessel (right)

Bronze: Charlotte Phillips – Summertime Rose (below)




As the clock struck 5:00 PM, the **Silent Auction** was numerous items finding new homes through competitive continued into the banquet, which kicked off with the **Raffle** drawing. The first lucky winner was Jason Asche, Midi lathe. The next winner was... *Peter Lancaster who claimed his NOVA lathe the next morning*. The raffle was a tremendous success, 2463 tickets were sold and **\$974** raised. **In 2027 Ken Rude owner of Branches to Bowls will be supplying us with a Vicmarc lathe to raffle off.**

in full swing, with bidding. The excitement much-anticipated **Lathe** who took home a Jet




Following dinner, the **Live Auction** commenced, featuring an array of high-end wood turned pieces, including special items to benefit Nick Agar. The Live Auction raised an impressive **\$4209**



with the Nick Agar benefit auction raising another \$2915. Thanks to all who supported the Auction, both those buying items and those donating. Sunday concluded with a half-day of engaging demonstrations, followed by the all-important breakdown and cleanup. Thanks to the outstanding teamwork of our club volunteers, we set a new cleanup record—by 1:10 PM, everything was packed up, and we were officially finished!

If you couldn't make it this time, we missed you! But don't worry, plans are already in motion for our next event in March 2027. Our Demonstrator Committee is hard at work curating an outstanding lineup of professional demonstrators for OWS 2027.

Stay tuned for more details, we can't wait to see you there!



OWS continued!

It was fantastic to see so many WVV folk at the symposium either attending, volunteering, or just checking it out. I saw a lot of smiles and heard a lot of laughs and enjoyed visiting with those I got to spend a bit of time with.

I got some great feedback and pics from some of you and really appreciate it!



Larry Curry wrote, "I attended the **Rudy Lopez** demo on Bowl Basics because I find him to be an excellent turner and wondered what he might say that was different from the other "basic" sessions that I have attended over the years. Unfortunately I can't put my finger on why, but this was the best Bowl Basic class I have ever taken.

I also really enjoyed the WEED POT demo done by **Craig Timmerman.**" (pictured to left photo by Darcy)

Roger Dirx wrote, "I was there on Friday helping with the raffle tickets. It was fun talking to all the people who just knew they were going to win a lathe! The gallery was very interesting; some fine work. There were less vendors this time. Thanks to those who were there. The building could have been warmer. Thanks to Mark for all his hard work putting it together!" (Yeah, the temperature thing was an issue for Friday, but it got figured

out and our fingers thawed. Fortunately the demo rooms were fine. And yes, you got me! I knew I was gonna win the Nova! Pic to right from Darcy))


Marc Vickery wrote, "The symposium represents a fantastic opportunity to see and hear a diverse assortment of professionals that illustrated amazing turnings like tiny goblets on threads of wood, donuts that hold water in test tubes for flowers, hollow forms and the detail on how best to hollow, mirrors that are 3d and hang off the wall, rhomboid winged bowls which is a concept I had never considered! And, of course, there were the vendors that provide so many of the tools we all need and crave. And the Instant Gallery was so inspiring with all the beautiful objects created by our fellow Woodturners! And all the hallway discussions about woodturnings were great too!" (Pics below courtesy of Marc)






My reflections on OWS: Well, I saw mostly behind the scenes stuff and only got to see Trent Bosch demo a bit (he's really good at it...) as a camera operator. I really enjoyed, as Marc V said above, all the conversations during the weekend. Mark and company had it so organized that we were able to relax and enjoy our time. The vendors were fun to visit with as well as the demonstrators during meals and between sessions. I went through the gallery numerous times marvelling at the skills of folks. The auction was fun as well even though I was outbid on every item, a good thing for the fundraising aspect. Warren had me bid as his proxy on one item. I told him he won but that I doubled his limit. Good on him for not believing me for a second!

It's definitely a many hands make light work as Larry and Mark said above and I hope you'll consider getting involved in 2027!




Above: Wood Mizer doing their thing; my favorite pic of WWV handling business at the raffle!

Below: Kiko with the strongest leg in turning. All his gouges are homemade and hook style.





Above: Folks were lined up down the hall for the 10 AM Empty Bowls sale start and blew through the inventory 4-8 bowls at a time. Incredible. Walt holding court at the Gallery entrance.

Below: The Coastal Woodcarvers had a table demoing really sharp chisels making beautiful works. The pic of Darcy and Marc definitely needs a caption (*You call that a what? A lathe? That thing right there?*)



OWS Gallery (a small sampling)






Above right: Dale's nesting spheres were featured in the AAW magazine. He told me how to make them. Advanced...
Below left: These segmented hollow forms are about 2" tall. The two basket illusion platters are floating using a technique called *tensegrity*. Kind of mind bending.







Above: Bill Karow will be our May demonstrator!





What's on your lathe? and other stuff...

Thanks for the input WW! Some good stuff going on! **Archie Hebron** sent in this pic (left) of a couple nesting bowls in progress.


While not on his lathe, **Jeff Wimer** sent this piece in: "I have taken a short break from turning to work in a project that has been in the back of mind for several years. My old workbench is some 40+ years old. It was one of the first projects I ever built. It's not very big and consists of a solid core door for its top.

I definitely wanted something bigger, that has more rigidity and plenty of storage. It needed several shallow but wide drawers to house my turning tools.

My new workbench has 18 drawers at this time and weighs close to 1000 lbs. I decided to do a resin pour on the top to help protect the maple top and have plans to add a roll of Kraft paper on one end for further protection. At some point soon I plan to mount a **Twin Turbo Vise** (*right-gears are visible during usage*) that I bought years ago from a kickstarter campaign.

It has been a challenging project and I am glad to be so close to finishing. Once the weather breaks I become my wife's employee in the yard."

Chuck Fell shared this piece he's got going (left) as well as some giant pine he's looking to pass on (free). They are 10"x10" and 3 and 5 feet long. You can email Chuck at efell097@gmail.com or call at 707-333-5221 if interested.:





Darcy Tataryn shared that this week has been a few honey dippers, games, a few therapy rollers with milk paint and a nice maple bowl. He said he's got a charred piece going as well!



Dennis Johnson has an offer as well! *We have several cypress trees in our backyard, planted YEARS ago by previous owners probably as a privacy screen. They've become HUGE. Some with multiple trunks.*

One of them cracked a couple of weeks ago and slowly leaned against my wife's SheShed. We had R and R Tree Service take it down today. It's very nice wood. Not diseased at all.

I have several 18+ inch long segs that are 12" in diameter. These grow pretty straight so grain is uniform. I have turned a couple of blocks of this type of wood (dried of course) and it is pretty with walnut oil.

It is not a hard wood but then again not soft. Easy turning.

I'm keeping some for future use, but I don't think I'd ever use all of it so I am making it available to club members.

It will need time to do some drying obviously.

I'll be out of town this weekend but after that most Thursdays thru Saturdays folks could stop by. Phone is 593 930-8110. DON'T call. But texts are welcome.

Roger shared a couple items. The bowl in progress is walnut. The other pic is the original DIY vacuum chuck he got and the copy he is making as he will be giving the original away. *Look forward to hearing how it comes out!*



And finally, what I (**Brian Skaar**) had on my lathe. I've made 6 or 7 of these bowls and am really battling the propane torch as I can only handle amateur pain... The wood cracking at the end grain drives me nuts. I need help.



Graeme Priddle Class Dale Larson will be hosting Graeme and Melissa Engler over 4 days at his studio. Graeme lived in New Zealand until 2015 when he moved to N. Carolina. Their work is stunning.

Classes will be capped at 10 per day and you will need to email Graeme to inquire about joining. See the attached PDF for more info. (email is at bottom of document)



Mark Gardner Class Mark Gardner is a professional woodturner and woodworker from North Carolina. He will do a demonstration at Cascade's evening club meeting on Thursday, April 17th, 2025. The meeting is free and open to the public.

On Friday, April 18th, Mark will do an all-day demo on hollowing and embellishment at Dale Larson's shop. The demo costs \$35.

On Saturday, April 19th, Mark will teach an all-day, hands-on class at Dale's shop showing a less agonizing way to hollow good-looking vessels. The class costs \$110.

The class is limited to 8.

Please see the attached PDF for more info and to register.



WWW Library News

As you know, due to inactivity, the WWW library has slowly been being sized down through sales. At this time there will be a very minimal collection at the meetings with all the rest of the collection going to Darcy's to be checked out. This will give folks more time to look at the resources and maybe apply the info then and there at the Sawdust Session!

In other good news, Roger has offered to stay on for the time being as librarian! And as such, he wishes to remind folks to bring back checked out items for renewal or return.

Thank you Roger!

For our Female Turners only from Randi Aiken! I am writing on behalf of the Seattle Woodturners' chapter of **Women in Turning (WIT)**. Our club received a generous WIT donation from one of our members, offering a scholarship opportunity for women or otherwise under-represented turners in the Pacific Northwest region. The Pacific Northwest WIT Scholarship, a \$500 prize, is to be awarded annually to an outstanding emerging woodturner for use

towards professional development opportunities. The deadline for applications is August 1, 2025.

Please contact Randi for more information and the application form at: keeper.of.the.logs@gmail.com

Thank you for your consideration.

Kind regards,

Randi Aiken

Women in Turning Liaison for the Seattle Woodturners

And from Rick Rich.

Greetings,

My name is Rick Rich and I am a professional woodturner specializing in spindle work, production turning, writing, demonstrating and teaching.

I am now offering woodturning and hand-tool woodworking classes at my workspace located in downtown Woodland, WA. As a long-time member of several woodturning clubs, I know how valuable an advertisement in the club's newsletter is. For that reason, I am offering a 10% discount to woodworking and woodturning club and association members.

I am recently retired, which allowed me to become a full time woodturner. I am available for club demonstrations in the Pacific NW (and some areas beyond!), so please feel free to contact me.

Thanks,

Rick Rich

(Rick has demoed for WWW a couple times. His website is <https://pnwwoodturner.com/> and is extensive and shows more about his classes among many other resources.)

Check out our Woodturning Classes

and take 10% off with your membership

www.PNWwoodturner.com

542 Park Steet, Woodland, WA



Another wood source!

Charlie White asked us to share his info. He does slabs, boards, and turning blanks.

Membership Rewards

Chain Sharpening Service from Jeff Zens: I have an electric chain sharpener and can accurately sharpen your chains and adjust depth stops for your saw chains.

This service will restore the chain to "factory-new" condition. Most chains for 18" and shorter bars can be sharpened for \$10.00. Longer chains (up to 30" bars) are \$20.00. Badly damaged chains might be a little bit more. I will also tell you if the chain has reached the end of its useful life, and will not sharpen a chain beyond that point. This price is only available for club members.

Supplies-See Jerry Lelack at club meetings

The club purchases a few supplies in bulk and sells them to members at club cost.

*CA superglue (\$8), black or brown superglue (\$10) accelerator (\$16).

*Half round protractors (\$6) used to measure the angle ground on a tool

*Depth gauges (\$5)

*HSS 1/4" x 8" Round Tool Bits rods

*Anchorseal (\$9/gal) and walnut oil (\$20/gal) are available through **Jeff Zens**. You will need to bring your own gallon containers; contact [Jeff](#) to make arrangements.

Wood Gathering

Anyone who learns of a tree or log that is available to the club should notify **Randy Nichols**.

From Terry Gerros

I am a distributor for Stick Fast CA glue, Sharpfast Sharpening systems, the Holdfast vacuum chucking system and Saburrtooth Carving bits. If you have an interest in these products, give me a call or send me an [email](#) for details.

Club Member Discounts

- **Club Member Discounts at Craft Supply:** The club's order is processed the Monday following our Club meeting if it equals or exceeds \$1,000. Craft Supplies offers us a 10% discount **plus** free shipping on almost all items (lathes and other heavy items are excluded) and occasional additional discounts on certain other items and quantity purchases. If you order from Craft Supplies current sale items, you will receive the club discount in addition to the sale discount, making many items available at very attractive prices. For detailed instructions for ordering, see the article accessed by clicking on "*read this document first*" which is linked to on the Place Group Order page in the Members Only part of our website. Questions? See [Jeff Zens](#).
- Club members are registered with **Klingspor's Woodworking Shop** at www.woodworkingshop.com or 800-228-0000. They have your name and will give you a 10% discount.
- **Exotic Wood** is offering a discount of 15% off any orders placed at: www.exoticwoodsusa.com. (This includes sale items and free shipping on orders over \$300). Use promo code ewusaAAW
- **Gilmer Wood** now offers our club a 10% discount on purchases made there. If you haven't been to Gilmer's, it is well worth the trip to Portland, if only to make your mouth water and make you cry if you leave empty handed.
- **Taylor Woodworks** offers 10% off your online order. Enter **Guild10** in the "Discount code or gift card" window when checking out.

Club happenings in our area

(Please visit the club's website listed below for additional information)

Northwest Woodturners (Beaverton, OR)

www.northwestwoodturners.com

Cascade Woodturners (Portland, OR)

www.cascadewoodturners.com

Beaver State Woodturners (Eugene, OR)

<https://beaverstatewoodturners.org/>

Oregon Coast Woodturners (Newport, OR)

www.oregoncoastwoodturners.com

Southwest Washington Woodturners (Vancouver, WA)

www.southwestwashingtonwoodturners.com

South Coast Woodturners (Coos Bay, OR)

www.southcoastwoodturners.com

The Burl is a monthly newsletter publication of the **Willamette Valley Woodturners**.

<u>Executive Board</u>		<u>Non-Executive Positions</u>	
President	Larry Curry	Webmaster	Jeff Zens
Vice President	Kip Allen	Newsletter Editor	Brian Skaar
Membership Director	Jeff Wimer	Wood Gathering	Randy Nichols
Secretary	Chris Burke	Librarian	Roger Dirx
Treasurer	Dick Powell	Glue/Supply Sales	Jerry Lelack
Past President	Mark Vickery	Steam-Up Coordinator	OPEN
Board At-Large	Mark Choitz	Mentor Coordinator	Paul Hirt
		State Fair Coordinator	Kip Allen
		Empty Bowls Coordinator	Darcy Tataryn
		Facilities Coordinator	OPEN
		Video Coordinator	Marc Vickery

		CraftSupplies Order Beads of Courage Benton Co Fair OWS	Jeff Zens Mark Choitz Brian Skaar Mark Choitz
--	--	--	--

Send dues & other financial matters to:

Dick Powell

8110 NW Oak Creek Dr

Corvallis, OR 97330

rlpowellsaf@gmail.com

Checks payable to: Willamette Valley Woodturners

Send changes to roster information (address, e-mail, phone#) to Dick Powell (rlpowellsaf@gmail.com)

Send all other club correspondence to the club's official address via Dick Powell:

8110 NW Oak Creek Dr

Corvallis, OR 97330

Or via email to:

wwprez2024@gmail.com

or

wwturners@gmail.com