

The Burl

A monthly newsletter for the
Willamette Valley Woodturners
e-mail: vwturners@gmail.com
We are also on Facebook



Member chapter

Volume 30, Issue 1

A non-profit/501(c)(3) corporation

January, 2026

**Next Meeting: 6:30-8:30 PM, January 8, 2026
Salem 50+ Center**

January President's Message:

Dear Willamette Valley Woodturners members,

As we stand at the beginning of a new year, I want to take this moment to reflect on our journey together, and look forward to the exciting opportunities ahead. Our club thrives on the passion and talent that each of you brings making it a vibrant community of woodturning enthusiasts.

Looking ahead, let's make 2026 a year of growth and expansion. We have planned a series of demonstrations and guest instructors that will challenge us and inspire new techniques. I encourage each of you to actively participate, share your ideas, and contribute to our collective learning.

I will continue to try to dazzle you with my basket illusions. I will do that until you get so sick of it that you don't wanna see anymore.

Remember each piece we create tells a story and every turn of the lathe brings us closer to mastering our craft. Let's embrace this year with enthusiasm, curiosity, and a commitment to supporting one another.

Wishing you all a happy and creative new year!
Kip Allen

January Challenge:

Bring an item! Participate!
If up for it, ask someone to critique it.

Upcoming Presenters and Events

<u>Date</u>	<u>Presenter/Event</u>	<u>Topic</u>
Jan 8	Sally Ault	Dirty Pour lids
Jan 10-11	Sally Ault classes	Saturday's class, members will make their own dirty pour lids and possibly lidded bowls. Sunday, members will learn texturing techniques as well as making a texturing tool and possible lidded boxes <i>Please note there won't be a typical Sawdust Session in January.</i>
Feb 12	Rick Rich	Turnkreisel spinning top and tower
Feb 15	Sawdust Session	As needed: time TBA, Darcy Tataryn's Studio Wear your nametag and come learn or teach or practice or visit!

December Meeting Notes:-Brian



President Larry gavelled the meeting to order at 6:30, followed by the recitation of the Pledge of Allegiance. 40 fine folks were on hand, including a good number of spouses, to celebrate the last of the 2025 WVV meetings.

Darcy reminded folks that the Dec Sawdust Session would run from 11AM-3PM as an experiment to see if the time would make a difference in the attendance.

Darcy also announced that **Nate** and **Marc V** had worked together to get some large sweet gum logs to his place and invited folks to bring chainsaws and help themselves.

Larry reminded folks of the tradition of club members making gavels for the incoming president to choose from.

Larry also reminded folks dues are due, but that those who volunteered 3 hours or more at the Oregon Woodturning Symposium were exempt.

Brian reminded folks of the incredible offer of a free full size lathe being offered by **Mark Choitz**.

Paul brought in the remaining tools from Myron's estate sale and let folks know they would be housed at Darcy's for folks to look at and purchase with all proceeds going to the club.

Darcy took the group through a fantastic number of amazing gallery items. Some pieces

were from long ago and some were recent but it was by far the largest showing in the last couple years! Well done WVV!

Larry thanked members for his time as president, welcomed the incoming board, and invited folks to partake in the great desserts brought!

Unfortunately, I kicked back and enjoyed the desserts a little too immersively and failed to take pictures of the great collection of turnings members brought for the gallery. Most are memorialized in previous Burl editions, but it would have been a good trip down memory lane had I captured them for this edition. My apologies.

Folks mingled and ate and spent time looking over the pieces in the gallery. Lots of laughter was heard and it was an evening well spent!

Thank you Larry for your two years as president especially considering the health challenges you battled and continue to battle.

Thank you Kip for your two years as VP bringing in an eclectic collection of presenters for sure from Matt Monaco to Yann Marot to Bill Karow and so many others as well as making our State Fair participation go!

And thanks to Terry Gerros for jumping in to the secretary position after Chris moved away, to Jeff Wimer for taking on the treasurer position after the tragic passing of Dick Powell, and to Mark Bollenbeck for taking on the membership coordinator job when Jeff moved to treasurer.

Without volunteers, the club doesn't function, so huge props to all who are helping out! Some are listed below, but will shout out Jeff Z for the web page management, D-Way order, and oil/Anchorseal sales, Marc V for his room set up/tear down, video work, and wood gathering coordinating, Paul H our mentor coordinator, Jerry L for the supplies sales, Roger D for the librarian work, and Darcy for his Empty Bowls efforts and especially for the incredible studio he provides for so many of our activities.

And huge kudos to Mark Choitz for his leadership of the 2025 Oregon Woodturning Symposium. It was a huge undertaking and Mark gave a ton of time to make sure it was again a quality event. While the 2027 event will be led by Rick Rich, Mark will continue to lend his expertise to see it succeed.

I'm sure I missed a number of folks including the large number of you who show up to demonstrate at our public appearances but please know that your participation is much appreciated!







December Sawdust Session-Brian: Well, we gave a later start a go starting at 11AM but didn't really see a difference in the number who took advantage of the studio time at Darcy's (something I don't know happens in any other club). We had about ten folks but we don't know if it was the holiday season upon us or if the time was a factor. Probably both!

Anyway, those there enjoyed the time and the chips flew!



Above left: "My braille isn't that good; what's it say?" Middle: "Making the colosseum of tops and bbs game!"



Above/below left: the huge chunks of sweet gum available. I took just one round to make spindles for hollow forms and whatever and got 8 big ones (4-5") and a bunch of little ones!

Darcy also has a giant old burl he'd like to see someone saw up and make beautiful things.



HS class #4: Well, we gave the making of boleros a try with the high school students from Turner. This was their 4th class and while it is not really challenging for spindle skills, there are a lot of steps that require attention. Big ask sometimes... The students got there though with the fine assistance from Jeff Z, Marc V, Darcy, and myself! Lots of options for shape and decoration and not one looked anything like another. Excellent.

-Brian




Mention you noticed Darcy's vacuum skills in the fine print to be entered in a drawing for a million dollars...

Home Schooled Group: Wow! The same group that visited last year arranged with Darcy for a return visit this year with total beginners in the morning and returning turners in the afternoon. Darcy asked for enough members in the morning to have one-on-one help and boy did WWV step up. There were 7 newbies in the morning (a couple had to cancel due to health) and about 10 members were there to help. Excellent.

Darcy talked safety and then demoed the bud vase they would be making and the endless ways to make them unique. After assigning the lathes (by height mostly) members fanned out and the fun began. The kids were curious and attentive and thus successful. Some of the mentors zipped



out before the group pic.



The afternoon class was significantly larger at 13, but also made up of older kids with at least one class of experience. And they too were curious and attentive and eager to go. This was our first try at boleros and with the number of kids and a few less mentors, it was a zoo for sure, but a fun one! Darcy challenged them to try their bolero for one of the pictures (below). Hilarious!




The bolero is a challenging toy to master but can be shaped and decorated an infinite number of ways. Seeing the kids play, compare, critique, and, especially, share their pieces with the parents, was fantastic.



What's on my lathe! Below-Okay, that's ridiculous... This is about the 4th time I've gone through the side of a hollowform, this time with a beautiful small piece of olive wood. The recovery is nice, but only about 3" tall.

Right-I'm thinking I'd like to put silly and/or absurd pics out to the members for a "write a caption" thing. I was trying all my sanders for a project and they ended up kinda buried. Darcy's caption suggestion: "Why do my tools emit smoke when I turn them on?" Ha!

-Brian




From Candice Hibert (daughter of Dick Powell)



It warms my heart watching Jesse learn how to turn wood, a skill my dad cherished and found so much comfort in. Maybe I'm extra sappy and sentimental these days, but I love that by picking up something that meant so much to my dad, Jesse is able to build new friendships with people who were so dear to him.

Brian Skaar learned some of his woodturning skills from my dad years ago, and we're truly honored that Brian is carrying on Dad's legacy and teaching our family a thing or two behind the lathe. Better late than never!



(From Brian: Jesse is an incredible multimedia artist and as such has developed an amazing eye for design, skills in detail and perspective, and an endless well of ideas for his pieces he does in clay, drawing, and now wood turning. I hope he will bring some of his works, both wood and other mediums, to share with the club.)

Membership Rewards

Chain Sharpening Service from Jeff Zens: I have an electric chain sharpener and can accurately sharpen your chains and adjust depth stops for your saw chains. This service will restore the chain to "factory-new" condition. Most chains for 18" and shorter bars can be sharpened for \$10.00. Longer chains (up to 30" bars) are \$20.00. Badly damaged chains might be a little bit more. I will also tell you if the chain has reached the end of its useful life, and will not sharpen a chain beyond that point. This price is only available for club members.

Supplies-See Jerry Lelack at club meetings

The club purchases a few supplies in bulk and sells them to members at club cost.

*CA superglue (\$8), black or brown superglue (\$10) accelerator (\$16).

- *Half round protractors (\$6) used to measure the angle ground on a tool
- *Depth gauges (\$5)
- *HSS 1/4" x 8" Round Tool Bits rods
- *Anchorseal (\$9/gal) and walnut oil (\$20/gal) are available through **Jeff Zens**. You will need to bring your own gallon containers; contact [Jeff](#) to make arrangements.

Wood Gathering

Anyone who learns of a tree or log that is available to the club should notify **Marc Vickery**.

From Terry Gerros

I am a distributor for Stick Fast CA glue, Sharpfast Sharpening systems, the Holdfast vacuum chucking system and Saburrtooth Carving bits. If you have an interest in these products, give me a call or send me an [email](#) for details.

Club Member Discounts

- **Club Member Discounts at Craft Supply:** The club's order is processed the Monday following our Club meeting if it equals or exceeds \$1,000. Craft Supplies offers us a 10% discount **plus** free shipping on almost all items (lathes and other heavy items are excluded) and occasional additional discounts on certain other items and quantity purchases. If you order from Craft Supplies current sale items, you will receive the club discount in addition to the sale discount, making many items available at very attractive prices. For detailed instructions for ordering, see the article accessed by clicking on "*read this document first*" which is linked to on the Place Group Order page in the Members Only part of our website. Questions? See [Jeff Zens](#).
- Club members are registered with **Klingspor's Woodworking Shop** at www.woodworkingshop.com or 800-228-0000. They have your name and will give you a 10% discount.
- **Exotic Wood** is offering a discount of 15% off any orders placed at: www.exoticwoodsusa.com. (This includes sale items and free shipping on orders over \$300). Use promo code ewusaAAW
- **Gilmer Wood** now offers our club a 10% discount on purchases made there. If you haven't been to Gilmer's, it is well worth the trip to Portland, if only to make your mouth water and make you cry if you leave empty handed.
- **Taylor Woodworks** offers 10% off your online order. Enter **Guild10** in the "Discount code or gift card" window when checking out.
- **Rockler** offers 10% off with a mention of membership to WVV as well.

Club happenings in our area

(Please visit the club's website listed below for additional information)

Northwest Woodturners (Beaverton, OR)

www.northwestwoodturners.com

Cascade Woodturners (Portland, OR)

www.cascadewoodturners.com

Beaver State Woodturners (Eugene, OR)

<https://beaverstatewoodturners.org/>

Oregon Coast Woodturners (Newport, OR)

www.oregoncoastwoodturners.com

Southwest Washington Woodturners (Vancouver, WA)

<https://www.southwestwashingtonwoodturners.org/>

South Coast Woodturners (Coos Bay, OR)

The Burl is a monthly newsletter publication of the **Willamette Valley Woodturners**.

<u>Executive Board</u>		<u>Non-Executive Positions</u>	
President	Kip Allen	Webmaster	Jeff Zens
Vice President	Brian Skaar	Newsletter Editor	Brian Skaar
Membership Director	Mark Bollenbeck	Wood Gathering	Marc Vickery
Secretary	Terry Gerros	Glue/Supply Sales	Roger Dirkx
Treasurer	Jeff Wimer	Steam-Up Coordinator	<u>OPEN</u>
Past President	Larry Curry	Mentor Coordinator	Paul Hirt
Board At-Large	Jerry Lelack	State Fair Coordinator	Kip Allen
		Empty Bowls Coordinator	Darcy Tataryn
		Facilities Coordinator	<u>OPEN</u>
		Video Coordinator	Marc Vickery
		D-Way Order	Jeff Zens
		Beads of Courage	Mark Choitz
		Benton Co Fair	Brian Skaar
		OWS	
		Anchorseal/walnut oil	Jeff Zens

Send dues & other financial matters to:

Jeff Wimer
305 Cherry Ln NE
Albany, OR 97321
jwimer5@comcast.net

Checks payable to: Willamette Valley Woodturners

Send changes to roster information (address, e-mail, phone#) to jwimer5@comcast.net

Or via email to:

wwvprez2024@gmail.com

or

wwvturners@gmail.com