



The Burl



A monthly newsletter for the
Willamette Valley Woodturners
e-mail: wwturners@gmail.com

We are also on Facebook

Member chapter

Volume 23, Issue 6

A non-profit/501(c)(3) corporation

June, 2019

Next Meeting
Thursday June 13, 2019 6:30 pm



2615 Portland Rd, NE. Salem, OR 97303

President's Message – June, 2019

During last week's Board meeting, your officers discussed a number of issues and ideas of concern to the club. Milt Engelke brought up a really valid point: we should do more to recognize the accomplishments of our woodturning members.

There are a bunch of ways we can do this. We kicked a lot of ideas around, and many of them center on graphics and images of your work. Each month the club has a wonderful show-and-tell table on which many club members display their current work. We have the monthly demonstrations, several of which feature club members' skills. Every year the club demonstrates at Steam-Up and at the Oregon State Fair. We have a website on which these events can be showcased, and a slide show before each meeting in which images of your work can be featured. We're also talking about other media to spread the word about your talent.

All we need are the images.

To that end, I'd like to add an official photographer to our list of coordinators and assistants. We have a crew for video and another one for wood gathering. I'm sure that in our membership of 120 or so there is one person who is handy with a camera and can compose nice shots that are properly exposed. Just like all the rest of the jobs and offices of this club, the photographer's position would require some small investment of time to capture the images wherever the action is happening, and whatever additional time it takes to get the photos into the right person's email.

This is an important function: creating a pictorial record of the club's work is something we should have been doing for a long time. If you're interested in creating this record please let me know!

Thanks, Milt, for the great idea!

The second part of this month's message deals with our June demonstrator, Stuart Batty. Stuart has visited our club in the past, the last time being 7 or 8 years ago if memory serves (which it might not!) Stuart is a great demonstrator and teacher, and we are extremely fortunate to have him with us this month. If you hadn't planned on attending this meeting, I hope you will reconsider! Stuart is also putting on a two-day class at Nick Stagg's shop on Friday and Saturday. As of this writing there might be one spot still open, and if you're interested check with Darcy or Henrik on space availability.

A great thank you to Darcy and Nick for setting this up, and to Dick Worthey, who was originally scheduled for June's meeting and agreed to postpone his demonstration to July.

~~ Jeff Zens

May 9, 2019 Club Meeting Minutes

Submitted by Milt Engelke, Secretary

- President Jeff Zens
 - Pledge of Allegiance
 - Craft supply order is at \$0

- Mike Smith offered his services to cut slabs on his “stationary” wood mill. Present contact information as follows: (252) 230-3109, mikescustommill@hotmail.com

- Nick Stagg, one of our very own, provided an educational session on selection and use of the right tools for the right job. Including but not limited to: Fluted, spindle and bowl gouges when to use them and why and why not! Nick is a talented and dedicated educator. Missing the opportunity of seeing Nick in action during the normal club meeting as well as the week-end classes he occasionally offers is a must for beginners as well as seasoned turners. There is always something to learn and to share.
 - Highlights for me:
 - Clean and smooth the tool rest, light sanding with sand paper helps keep the rest TUNED UP!
 - Do not use a spindle gouge on bowls – IT'S MEANT FOR SPINDLES!
 - Double bevel on spindle gouge will allow for deeper cuts.
 - Lathe speed adjusted to have proper balance in wood block, will change with progressive turns.

- RAFFLE:
 - # of Lots 12
 - Funds raised \$62.00


- ATTENDANCE FOR CLUB MEETING 44
 - Members 40
 - Visitors 4

- Adjournment

8:30 pm



Coming or Going, Nick is always ready to share his knowledge and talent.





Excellent video equipment and operator allows for front row observation.



Taking time to make a point and answer questions!



Raffle table - generosity of members in support of club activities and opportunity to pick up some excellent material for turning. Thanks to all contributors.



Gallery of Talent on Display. Winner receives a gift certificate to Craft Supply

Upcoming Events

June 13 - Demonstrator: Stuart Batty

Our June meeting demonstration will be given by none other than Mr. Stuart Batty.

I would like to thank Nick Stagg for his help in coordinating this demonstration and the following class. I would also like to thank Richard Worthey for being willing to move his demo to our July meeting in order to accommodate Stuart's schedule thus allowing us to have Stuart do not only a demo but a two day class.

For those of you not familiar with Stuart, he's a third generation English woodturner and a time served apprentice to his father, Allan.

Stuart may well be the best woodturning teacher in the country and has an incredible amount of knowledge and has taught thousands of woodturners. He is a gifted and entertaining demonstrator. He generously shares his knowledge with clubs, symposiums and through many online videos.

While a hands on class is no doubt the best way to learn I can assure you that there will be some great take away bits of learning for everyone who attends the meeting.



July 11 - Demonstrator: Richard 'Dick' Worthey

Artist Statement for Richard Worthey

I am a wood worker. I learned the use of hand tools from my Grandfather who was a cabinet maker. I continue to learn even as I share what I have learned with others. I am a turner, carver, sculptor and artist. I work with wood because it is a tactile medium. that invites everyone to touch the finished surface. I practice sustainability by using materials from renewable sources, or reclaimed wood once destined for the fireplace or burn pile.

I do not have a passion for any particular form or technique, but pride myself on learning everything I can about different ways of working with wood. When I learn a new technique I practice it until I can use it in my work.

I am currently using dyes, stains, burning tools and new lathe techniques to achieve different shapes and surface effects.

I belong to two wood turning clubs as well as The American Association of Woodturners. I attend meetings and symposiums where I have the opportunity to watch and learn from experts in the field of woodturning. I have been a mentor and demonstrator in both turning clubs and at the high school in Roseburg, Oregon. I have also done demonstrations at other turning clubs in Oregon and Washington. I enjoy passing on skills and techniques that I have learned.

I have sold my work in galleries in Oregon and New Mexico as well as at shows in California, Oregon and Washington.

Richard Worthey



Artist Biography for Richard Worthey

Richard Worthey is a 79 year old woodworker/artist who was born in Ogden, Utah where he learned to use wood working hand tools from his cabinet maker grandfather. While not actually working in the carpentry trade, he kept his skills honed by making furniture and other craft items throughout his life.

After a working career that included a stint in the U. S. Navy, logging in the Redwoods of California, and 24 years with the Bell System and AT&T, he retired to Roseburg, Oregon. There he began pursuing a hobby of building wooden craft items. This soon turned into a business of selling items at Arts and Craft fairs at various locations in California, Oregon and Washington.

As his skills improved he began learning techniques that led to a more artistic look to his work. He has been a wood turning artist for more than twenty years. His art pieces have been sold in galleries in Newport, Port Orford, and Roseburg, Oregon as well as the Night Sky Gallery in Santa Fe, New Mexico. He has shown his work at three American Association of Woodturners Symposiums and two Oregon woodturning Symposiums.

He is a member of The Umpqua Valley Arts Association where he served on the Board of Directors for 15 years where he held the following positions, Treasurer, Vice President, President and Past President. He is also a member of The American Association of Woodturners, The Beaver State Woodturners and The Umpqua Turning club. He is the current President of The Beaver State Woodturners and served as Vice President and President in the past, and is a mentor in that turning club. He is on the planning committee and a mentor of the Umpqua Turning Club and has served as a mentor/teacher at the Roseburg High School woodshop.

His memberships in the above organizations have given him the opportunity to attend meetings and symposiums where he watched and learned from some of the world's best wood artists. He continues to hone his skills and techniques at his home studio/ workshop in Roseburg. His work reflects his skill in the use of tools and his desire to try new techniques. His reputation is such that associates and customers are eager to see his latest projects and art pieces.

Chain Sharpening Service

I've recently invested in a power chain sharpener to reshape the edges on my chains after several hand filings. I've decided to offer this service to club members for a small fee to offset the cost of consumables in the sharpening process.

I have wheels that will handle most grinding and filing chores for the kinds of chainsaws I see at the wood gatherings, but there probably are chains out there that this grinder cannot handle. If you have saw chains that need restoration to their original geometry, get in touch with me. I am going to charge \$10 per chain unless the teeth are in really bad shape; those will be a little more. I am only offering this service to active club members.

It would be extremely helpful if you know the original tooth geometry for your chains. This is found in your saw's owner's manual, or with the packaging that comes with a replacement chain. Having that information in hand would permit a chain to be re-sharpened and the depth gauges to be reground with minimal metal removal.

Chains should be cleaned before regrinding by spraying or soaking in kerosene, and then wiping them off. I will oil any chain I sharpen, unless you don't want that done. Depending on my schedule I might be able to do a chain while you wait for it, but I can't promise this every day.

Call me first with any questions, and to arrange a time to swing by.

~~Jeff Zens

Club Business

Treasurer's Report (5/4-6/7)

By Henrik Åberg, Treasurer

Beginning Balance	<u>\$14,440.44</u>	Ending Balance	<u>\$16,127.16</u>
<u>Income</u>		<u>Expenses</u>	
New Members	\$75.00	Nick Stagg Class refunds	\$125.00
Raffle	\$62.00	Misc Purchases (easel etc)	\$99.97
Glue sales	\$50.00	PayPal Fees	\$2.31
Anchorseal sales	\$37.00	Total Expenses	\$227.28
Trent Bosch Class (corr.)	-\$100.00		
Nick Stagg class deposit	\$350.00		
Stuart Batty class	\$1440.00		
Total Income	\$1,914.00		

FOR SALE!

The cabinet pictured below will be **auctioned off to the highest silent bidder at the end of the evening of the June 13th meeting**. There will be a signup sheet to place your bid on top of the cabinet. The cabinet will be on site for immediate removal. It can be delivered if necessary within a reasonable distance. If no one offers anything, it will be donated to Habitat for Humanity.



Membership Rewards

Library

A friendly reminder to members with books and/or videos checked out from the library. Please return them at this next meeting.

Wood Gathering

Sign-up sheets will be available to indicate your availability to help with wood gathering. Anyone who learns of a tree or log that is available to the club should notify Larry Curry, (503) 537-9243 or (503) 701-6624. The intent is to gather wood, process it to usable pieces, store it at the home of Terry Gerros, and then make it available to members. Terry can be reached at (503) 580-5013.

From Terry Gerros

I am a distributor for Stick Fast CA glue, Sharpfast Sharpening systems, the Holdfast vacuum chucking system and Saburrtooth Carving bits. If you have an interest in these products, give me a call or send me an [email](#) for details.

Supplies

The club purchases a few supplies in bulk and sells it to members at club cost. We routinely have superglue (\$5), black or brown superglue (\$10) accelerator (\$10) and Anchorseal (\$9/gal). The club has a small supply of half round protractors (\$6) used to measure the angle ground on a tool, and depth gauges (\$5). HSS Round Tool Bits rods (1/4" x 8") are also available (\$3). Jerry Lelack will have the resale items available at the meetings, except for Anchorseal which is available through [Jeff Zens](#). You will need to bring your own gallon jug; contact Jeff to make arrangements.

Club Member Discounts

- **Craft Supply:** The club's order will be going out on the Monday following our Club Meeting if our order equals or exceeds \$1,000. Craft Supply gives us a 10% discount plus free shipping on all items, and occasional additional discounts on certain other items and quantity purchases. If you order from the sales items, you will receive the club discount in addition to the sale discount, making many items available at very attractive prices. For detailed instruction for ordering see the article in the [November](#) 2015 Burl. Questions? See jeffzens@custombuiltfurniture.com.
- Club members are registered with **Klingspor's Woodworking Shop** at www.woodworkingshop.com or 800-228-0000, they have your name and will give you a 10% discount.
- If you show your club card at checkout time to the cashier at **Woodcraft** in Tigard they will give you a 10% discount (May not apply to some machinery).
- **Exotic Wood** is offering a discount of 15% off any orders placed at: www.exoticwoodsusa.com. (This includes sale items and free shipping on orders over \$300). Use promo code ewusaAAW
- **Gilmer Wood** now offers our club a 10% discount on purchases made there. If you haven't been to Gilmer's, it is well worth the trip to Portland, if only to make your mouth water and make you cry if you leave empty handed.

Club happenings in our area

(Please visit the club's website listed below for additional information)

Northwest Woodturners (Beaverton, OR)

www.northwestwoodturners.com

Cascade Woodturners (Portland, OR)

www.cascadewoodturners.com

Beaver State Woodturners (Eugene, OR)

www.beaverstatewoodturners.com

Oregon Coast Woodturners (Newport, OR)

www.oregoncoastwoodturners.com

Southwest Washington Woodturners (Vancouver, WA)

www.southwestwashingtonwoodturners.com

South Coast Woodturners (Coos Bay, OR)

<http://southcoastwoodturners.com/>

The Burl is a monthly newsletter publication of the **Willamette Valley Woodturners.....**

Executive Board

President	Jeff Zens
Vice President	Darcy Tataryn
Secretary	Milt Engelke
Treasurer	Henrik Åberg
Board Position 1	Terry Gerros
Board Position 2	Jerry Lelack
Board Position 3	Marc Vickery

Non-Executive Positions

Newsletter Editor	Henrik Åberg
Web Master	Ron Fox
Wood Gathering	Gary Dahrens

Librarians	Terry Gerros/Paul Hirt
Glue Sales	Jerry Lelack
Coordinators	Myron Yancey (Steam-Up) Paul Hirt (Mentors) Bob Hutchinson (State Fair)
Roster Editor	Henrik Åberg
Facilities	Open
Video	Jeff Zens Larry Curry Marc Vickery
Craft Supplies	Jeff Zens
Orders	

Send dues & other financial matters to:

Henrik Åberg
7231 Bethel Road SE
Salem, OR 97317
henrikeaberg@gmail.com

Checks payable to: Willamette Valley Woodturners

Send changes to roster information (address, e-mail, phone#) to Henrik Åberg (henrikeaberg@gmail.com)

Send contributions to the Burl by the end of Wednesday the week prior to our meeting to:

henrikeaberg@gmail.com

Send all other club correspondence to the clubs official address:

Jeff Zens
3932 75th Avenue SE
Salem, OR 97317 PrezWVW@gmail.com
Club e-mail: wwturners@gmail.com